

2012 IOWA YOUTH SURVEY

State of Iowa Results

Sponsored By:

Iowa Department of Public Health

Division of Behavioral Health

Division of Tobacco Use Prevention and Control

Office of Gambling Treatment and Prevention

Iowa Department of Education

Iowa Department of Human Rights

Division of Criminal and Juvenile Justice Planning

Prepared By:

Iowa Consortium for Substance Abuse Research and Evaluation

University of Iowa



**THE IOWA
CONSORTIUM**
FOR SUBSTANCE ABUSE RESEARCH AND EVALUATION

© 2013 The University of Iowa

www.iowayouthsurvey.iowa.gov

TABLE OF CONTENTS

Overview.....	1
Background.....	1
Objectives	2
2012 Iowa Youth Survey.....	2
Profile of Participation	2
Survey Content	2
Data.....	3
Data Cleaning	3
Weighting.....	4
Data Interpretation	4
Data Presentation	4
Section I: Data Tables.....	4
Section II: Alcohol, Tobacco, and Other Drug Use Tables.....	5
Section III: Construct Figures	7
Table 1. Questions Included in Each Construct.....	8
Recommendations	9
Additional Information	9
Section I. Data Tables.....	10
Section A. Demographic Characteristics	10
Section B. Things I Have Tried or Done and Things That Have Happened to Me.....	13
Section C. My Beliefs and Attitudes.....	41
Section D. Peer Questions	48
Section E. School Questions	54
Section F. Family Questions.....	76
Section G. Community Questions	84
Section II. Alcohol, Tobacco, and Other Drug Use Tables.....	96
Section III. Construct Figures	98
Secure and Supportive Family	98
Positive Family Relationships	98
Family Involvement and Support.....	99
Parental/Guardian Boundaries	100
Safe and Supportive School Climate	101
School Expectations/Boundaries	101
Safe (Nonviolent) School Environment.....	102
School Staff/Student Support	103
Positive Student Norms.....	104
Social Pressure to Use Substances Limited.....	105

Safe and Supportive Community	106
Youth Access to Substances Limited	106
Safe Neighborhood	107
Supportive Neighborhood.....	108
Healthy Youth – Avoidance of Risky Behavior.....	109
Violent/Aggressive Behavior Avoidance	109
Socially Competent Youth	110
Empathy	110
Self-Confidence.....	111
Acceptance of Diversity	112
Positive Values.....	113
Youth Successful in School.....	114
Commitment to School/Learning.....	114
Bullying	115
Bullying.....	115

Acknowledgments

There were many individuals and organizations involved in this collaborative effort to collect youth development data from Iowa's 6th, 8th, and 11th grade students. Thank you to all who contributed to the collection and analyses of the 2012 Iowa Youth Survey data.

We wish to directly thank all the district superintendents, principals, teachers, counselors, facilitators, parents, and students for their incredible effort. Conducting the Iowa Youth Survey is a learning experience, and the knowledge gained provides the opportunity to be even more successful in subsequent years. Your comments and suggestions continue to be essential.

Overview

In September through November of 2012, the Iowa Department of Public Health (IDPH) collaborated with schools in Iowa to conduct the 2012 Iowa Youth Survey (IYS). The 2012 IYS is the fourteenth in a series of surveys that have been completed every two or three years since 1975. The survey is conducted with students in grades 6, 8, and 11 attending Iowa public and private schools. The IYS includes questions about students' behaviors, attitudes, and beliefs, as well as their perceptions of peer, family, school, neighborhood, and community environments.

Background

Prior to 1999, surveys were given to a sample of students in 6th, 8th, 10th, and 12th grades from approximately one-third of Iowa's public school districts. In 1999, IYS participation was sought from *all* students in grades 6, 8, and 11 attending public school districts, as well as from students aged 14 to 18 years in alternative programs. This change made it possible to provide youth development data for each participating school district and each county in which participating students reside. The change also made it more feasible to use IYS results to aid in assessing outcomes of community and school youth development programs. It is important to note that the 1999 change in the grade level restricts direct comparisons with survey data collected prior to 1999.

Beginning in 2002, IYS participation was also sought from all non-public schools. This change was made to more accurately reflect the attitudes and perceptions of all Iowa students in grades 6, 8, and 11, not just those attending public schools. Data collected from students attending non-public schools are included in the 2002 and later reports.

In 2008, a change in the method used to conduct the survey took place. All 2008 Iowa Youth Surveys were conducted via the internet and completed by students online through an electronic survey tool (SurveyMonkey) administered by Iowa Department of Administrative Services in conjunction with Iowa Department of Public Health. To ensure a smooth transition for this new procedure, an online pilot test took place in 2007 involving nine school districts. Prior to implementation of the 2008 IYS, training for school district personnel was held via the Iowa Communications Network (ICN) to provide instruction for online IYS administration.

Also in 2008, the decision was made to change the IYS completion schedule from every three years to every two years. This change began in 2010.

In 2010, school district changes in funding mechanisms reduced the incentive for school districts to participate in the IYS. Due to these changes, fewer school districts initially signed up to participate.

In 2012 in an effort to reduce the amount of time it takes younger students to complete the IYS, modifications were made to the structure of the survey without changing the content. Skip questions were introduced for alcohol (B14), tobacco (B28), and marijuana use (B36), as well as gambling (B47) and suicidal ideations (B61, B62, and B63). This change, if all skip outs are selected, would reduce the survey length by 34 questions. When a "no" response to a skip question is selected, all questions corresponding to this section are classified with null responses (No, Never, etc.) as well.

Objectives

The 2012 Iowa Youth Survey State of Iowa report is designed to help state-level planners, community agencies, and school personnel identify youth development needs, implement relevant, targeted interventions, and assess outcomes. IYS data can assist in providing a better understanding of students in Iowa and their needs. It can also help to assess the strengths and challenges of schools, families, and communities from the young person's perspective. In addition, IYS data help the state obtain funding for a wide variety of programs and services. The Iowa Youth Survey has proven to be a valuable resource in youth needs assessment, program development, implementation, and outcome evaluation.

Iowa Youth Survey reports can also help Iowa's schools, area education agencies, and counties assess their relative strengths and weaknesses. In addition to the State of Iowa report, multiple population-specific IYS reports are also publicly available. For more information, please check the IYS website: www.iowayouthsurvey.iowa.gov for the availability of County, Iowa Area Education Agency (AEA), Judicial District, Iowa Department of Public Health Substance Abuse Prevention Service Area, and Trend reports. The total percentages provided in these additional reports, as well as the breakdowns by grade level and gender, can be compared with the respective State of Iowa report percentages to view similarities and differences by region or population.

2012 Iowa Youth Survey

Profile of Participation

The 2012 Iowa Youth Survey was conducted September 24, 2012 through November 9, 2012. A total of 70,770 validated records were received from students across the state. Data in this report assumes each record represents one student. Validated records were received from 69,068 students attending public school districts, and 1,702 students attending non-public schools. Records were identified from 255 of Iowa's 348 public school districts (73%), and from 21 of the 175 non-public schools (12%) for students enrolled in grades 6, 8, or 11. These records may represent additional districts (e.g., when districts whole grade share, when multiple districts reported the same district number, when districts shared their unique Survey Monkey URLs, etc.). The 70,770 validated records received from students completing the IYS represented all 99 counties in Iowa. Nearly all Iowa counties were represented by a minimum of 200 students each.

The number of students participating in the 2012 IYS was lower than in 2010. This was largely due to the changes in funding mechanisms that reduced the incentive for school districts to participate in the IYS. In general, the higher the percentage of students completing the IYS, the more likely the data are representative of all students in grades 6, 8, and 11 residing in the state of Iowa.

Survey Content

The 2012 Iowa Youth Survey contains 211 questions and is divided into seven sections (A-G).

- Section A. Demographic Characteristics (9 questions)
- Section B. Things I Have Tried or Done and Things That Have Happened To Me (64 questions)
- Section C. My Beliefs and Attitudes (18 questions)
- Section D. Peer Questions (11 questions)
- Section E. School Questions (63 questions)
- Section F. Family Questions (20 questions)

Section G. Community Questions (26 questions)

A committee of youth development professionals was designated by IDPH to review and make recommendations regarding the 2012 survey questions. The selection of specific survey questions was based on analysis of question and response data collected in previous Iowa Youth Surveys. The general content of the questions included in the 2012 IYS is similar to that of previous surveys. Approximately three-quarters of the questions and response options from the 2010 IYS were utilized with little or no modification; twenty-seven questions from the 2010 IYS were eliminated, thirty questions from the 2010 IYS were significantly changed, and twenty-four new questions were added. Changes made to the 2012 IYS questions were made to elicit additional, more detailed information on suicide, feelings about the school environment, and supportive peer environments.

The appropriateness of any comparison between the 2012 IYS to surveys from previous years must be considered on a question by question basis. It is important to note that in some cases, the question numbers have changed from year to year. The question wording, response options, and time frames may also have changed. Trend analyses should be considered exploratory at best. If comparisons are made, the results may indicate that school districts *appear* to be significantly different, for better or worse, from the reports generated by previous surveys. However, this appearance may be due to differences in question wording and the representativeness of the sample rather than actual changes in Iowa's youth.

Data

Data Cleaning

A total of 72,055 IYS records were received. Following the data cleaning process, 1,285 records were removed, leaving a total of 70,770 validated Iowa Youth Survey records. Unique collector ID numbers and survey links were assigned to each individual school district. Data cleaning included cross referencing and matching uniquely assigned collector IDs with the school district and building code as entered by the students. Internet protocol numbers were collected automatically on each response and were also used to identify errant records. Date and time checks were used. Information obtained from census forms provided by school districts following survey administration was also reviewed to assure expected numbers of records appeared for each district. Analysis was also performed to identify records with no responses recorded in Sections B through G (i.e., the non-demographic content of the survey). Since it was possible for a student to simply refuse to answer any question by leaving it blank, not all of the records with missing responses were removed.

Many logic checks for several sections of the IYS became obsolete with the introduction of skip questions in 2012. For example, students can no longer provide inconsistent responses for ever having smoke cigarettes. Consequently, many of the logic check protocols required in previous years were omitted with this administration.

The addition of skip questions in 2012 helped to shorten the survey for many respondents, but did present new data cleaning issues. First, SurveyMonkey treats questions that were skipped due to logic the same as missing data so null responses were inserted where applicable during the data cleaning process.

Second, some records included both a no response to a skip question and responses to the following questions. These situations may have occurred when a respondent first answered "Yes" to a skip question, started answering the following questions, and then went back to

change their response to the skip question to “No.” If the “No” response to the skip question and the follow-up questions that were answered were all no/null, the responses stand and the rest of the skipped questions were set to no/null. If the skip question is answered with a “No” and at least one follow-up question was answered with a “Yes” or in the affirmative, the skip question response was converted to “Yes” and all follow-up questions were left as is (blanks were left as missing). The alcohol skip question showed the most problems, with a total of 176 conflicting records (out of 70,770); the other skip questions had less than 115 conflicting records.

Weighting

Prior to 2012, weights were generated based on enrollment data and were only applied to the columns totaling all grades. This process has been discontinued for a number of reasons including, but not limited to: 1) it shortens the amount of time necessary to generate reports; 2) weights were sometimes interpreted incorrectly by readers; and 3) weights normally had a minor impact on reported data and no effect on the percentages in individual grades.

Data Interpretation

Since every school district did not collect data from every student, e.g., home schooled students may not have been surveyed, and fewer school districts participated in 2012 than in 2010, there is the possibility that the students who completed the 2012 IYS are not representative of all students in Iowa. Additionally, IYS data do not represent youth who may have dropped out of school. It is unknown what biases non-participating youth might introduce into the state report percentages. The 2012 Iowa Youth Survey, as in previous years, contains self-reported data and relies on each student’s ability to read and honestly respond to each question. Since the 2012 IYS was conducted online, a student’s ability to complete the survey is also dependent on possessing basic computer skills. Self-reported behaviors, attitudes, and beliefs are always subject to error (unintentional such as mistakenly selecting the wrong response or intentional such as denial or boasting), and it is not possible to identify records where this occurs. Additionally, some surveys contained missing data indicating that not all students answered every question. There are many potential reasons for missing data and why a student may choose not to answer a particular question, including comprehension level (understanding survey language); confidentiality concerns; refusal to provide an answer resulting from lack of interest or motivation; beliefs and attitudes about the subject of the question; or inadvertently skipping a question. In general, the higher the proportion of students participating, the more likely the survey results are representative and without bias. When comparing data from population-specific IYS reports to the state report, the higher the percentage of students that answered the question, the more likely it is that the comparisons with the state report percentages are unbiased.

Data Presentation

Section I: Data Tables

Data provided in the data tables include the responses to questions that appear in the 2012 Iowa Youth Survey. Two hundred eight of the 211 IYS questions are represented and are presented on pages 10 through 95 (the first three questions regarding county number, school district number, and building number are not included in the data table section). The questions and responses provided in this report are written verbatim as they appeared in the 2012 survey. Each table contains 13 columns. All percentages are rounded; “0%” appearing in any column represents anything less than 0.5% (including 0 or none). Due to rounding, percentages may not add up to exactly 100%.

The first row of the data tables describes the type of IYS report (i.e., state, county, etc.) and the year. The second row provides the question followed by the 2012 IYS section and question number. Below the question number in the first column are rows containing all possible response options provided on the IYS for that particular question. All percentages in the response rows are based on the number of students who answered that question; missing responses are not included in the calculation. The final row in the table provides the total percentage of all students in that column who responded to the particular question. A low percentage in the last row indicates that some students did not answer that question. In general, the higher the percentage responding, the more likely the responses are representative of students in Iowa. Data tables on pages 20 through 33 (for variables B16, B33 – B35, and B39 – B45) have an additional row that summarizes all response options that indicate any substance use.

The second through fourth columns below the IYS question, titled “6th Grade,” are percentages based on all of the students in Iowa who answered the question and reported that they were in grade 6. The “TOTAL” column combines all responses (including missing responses for gender), and is followed by data separated for male and female respondents.

Columns five through seven, titled “8th Grade,” provide the data described as above for students reporting they were in grade 8. Columns eight through ten, titled “11th Grade,” present the same data for students reporting they were in grade 11.

Columns eleven through thirteen, titled “All Grades,” include the percentage of all students who reported each of the responses. The results in this column include all of the students in the previous nine columns.

Section II: Alcohol, Tobacco, and Other Drug Use Tables

The prevalence of alcohol, tobacco, and other drug (ATOD) use is presented in three tables on pages 96 and 97. Data in the tables include students who indicated current use (use during the past 30 days) as well as students who indicated ever using. All results in the ATOD tables indicate the percentage of records (or students) indicating use; any indication of use for any of the questions associated with that particular substance were coded as use. In accordance with computations in previous IYS reports, if all other responses in the record indicated no use, responses containing missing data were also coded as no use. Also consistent with previous IYS reports, if all responses were missing, the record is considered to indicate no use. Analyses were performed on missing data patterns to validate that it is reasonable to assume missing data were consistent with no use. Therefore, students who left a question blank are included in the denominator used to calculate the percentage of students who reported use. The criteria for substance use, ever and current, for alcohol, tobacco, and other drugs are defined below.

Alcohol Use

- **Alcohol Use: Current**
Includes students who reported having at least one drink (glass, bottle, or can of beer; glass of wine, liquor, or mixed drink) in the past 30 days, or reported having five or more drinks on at least one day in the last 30 days. The section and question numbers from the 2012 IYS associated with these criteria are B16, B18, B19, B20, B21, and B22.

- Alcohol Use: Ever
Includes students who reported that they had ever had a full drink of alcohol. The section and question number associated with this criterion is B14.

Tobacco Use

- Tobacco Use: Current
Includes students who reported having used a tobacco product in the past 30 days: cigarettes, cigars, or smokeless tobacco. This includes those who reported that they smoked at least part of a cigarette in the past 30 days; smoked cigarettes or cigars on one or more days in the past 30 days; or used smokeless tobacco in the last 30 days. The respective IYS section and question numbers are B29, B33, B34, and B35.
- Tobacco Use: Ever
Includes students who reported that they had ever smoked tobacco or used any tobacco products. The IYS section and question number associated with this criterion is B28.
- Cigarette Use: Current
Includes students who reported they smoked at least part of one cigarette in the past 30 days, or reported one or more days of smoking cigarettes in the last 30 days. The respective IYS section and question numbers are B29 and B33.
- Cigarette Use: Ever
Includes students who reported that they smoked at least part of one cigarette in the past 30 days; that they had ever tried to quit smoking cigarettes; reported an age when they started smoking cigarettes; or reported one or more days of smoking cigarettes in the past 30 days. The associated IYS section and question numbers are B29, B31, and B33.
- Cigar Use: Current
Includes students who reported one or more days of smoking cigars in the past 30 days. The IYS section and question number associated with this criterion is B34. The prevalence rate for ever using cigars is not provided since this question is not asked in the survey.
- Smokeless Tobacco Use: Current
Includes students who reported using smokeless tobacco in the last 30 days. The associated IYS section and question number is B35.
- Smokeless Tobacco Use: Ever
Includes students who reported that they had ever used smokeless tobacco. The associated IYS section and question numbers are B32 and B35.

Drug Use

- Drug Use: Current
Includes students who reported use of a drug (amphetamines, cocaine, inhalants, marijuana, methamphetamines, or other illegal drug); use of prescription medications not prescribed for the student; use of over the counter medications different from the directions; or use of steroid pills or shots without a doctor's prescription in the past 30 days. The section and question numbers associated with these criteria are B37, B39, B40, B41, B42, B43, B44, and B45.

- **Drug Use: Ever**
Includes students who reported use of a drug (amphetamines, cocaine, inhalants, methamphetamines, or other illegal drug), or use of steroid pills or shots without a doctor's prescription in the past 30 days. Also included are students who reported an age of first use for drugs and those who reported ever using marijuana. The section and question numbers associated with these criteria are B36, B37, B38, B39, B40, B41, B42, B43, B44, B45, and B46. (The prevalence rates for ever using over the counter medications different from the directions and ever using prescription medication not prescribed for the student are not provided since these questions are not asked in the survey).

Section III: Construct Figures

A committee of State planners participated in an interactive process to identify key youth development-related constructs that provide a summary of the data collected within nine framework domains. Twenty-six constructs and accompanying measures (questions derived from the IYS) were identified during the 2010 IYS. In 2012, eight of these constructs were eliminated due to component questions either being eliminated or changed significantly, or only containing one question and thus presenting the same information as data tables. This change also eliminated one framework domain.

The data for selected questions are combined and presented in 18 figures on pages 98 through 115. Results are reported with the green shaded portion of the bar (on the left) representing the percent of respondents who responded favorably to all of the questions involved in computing a particular construct. The red shaded portion of the bar (on the right) represents the percent of respondents who responded unfavorably to at least one question associated with that construct. Some bars with equal percentages will not appear to be the same length because the bars represent exact percents and the percentage shown is rounded to the nearest integer. Due to rounding, percentages may not add up to exactly 100%. A list of questions and responses associated with each construct follows the construct figure. Unless noted, all response options for questions in each construct were the same.

Records containing missing response data for any question that is part of a construct were not included in the tabulation for that particular construct. A listing of the framework domains, constructs, and associated questions is presented in Table 1 on the following page.

Table 1. Questions Included in Each Construct

IOWA YOUTH DEVELOPMENT RESULTS FRAMEWORK DOMAINS AND CONSTRUCTS	ASSOCIATED QUESTIONS
SECURE AND SUPPORTIVE FAMILY	
Positive Family Relationships	F2, F4, F5, F6
Family Involvement and Support	F7, F8, F9, F10, F11, F12
Parental/Guardian Boundaries	E33, F1
SAFE AND SUPPORTIVE SCHOOL CLIMATE	
School Expectations/Boundaries	E29, E30, E31, E32, E51
Safe (Nonviolent) School Environment	E4, E6
School Staff/Student Support	E39, E40, E41, E45, E50, E52
Positive Student Norms	D5, D6, D7, D9, D10, E37
Social Pressure to Use Substances Limited	D1, D2, D3, D4
SAFE AND SUPPORTIVE COMMUNITY	
Youth Access to Substances Limited	G1, G2, G3, G4, G5, G6
Safe Neighborhood	G18, G19
Supportive Neighborhood	G20, G21, G22, G24, G25, G26
HEALTHY YOUTH — AVOIDANCE OF RISKY BEHAVIOR	
Violent/Aggressive Behavior Avoidance	E1, E5, E7, E8, E9, E10, E11
SOCIALLY COMPETENT YOUTH	
Empathy	C1, C2, C3
Self-Confidence	E23, E24, E25, E26
Acceptance of Diversity	C4, C5
Positive Values	C8, E20, E21, E22
YOUTH SUCCESSFUL IN SCHOOL	
Commitment to School/Learning	E47, E48, E49, E53
BULLYING	
Bullying	E12, E13, E14, E15, E16, E17, E18, E19

Recommendations

Based on analysis of the 2012 Iowa Youth Survey data, the Iowa Consortium for Substance Abuse Research and Evaluation respectfully offers the following recommendations for future Iowa Youth Surveys:

- Review and possibly add or revise the Iowa Youth Survey questions to better meet the needs of the Iowa Department of Public Health and other participating entities. Consider how revisions would affect trend reporting.
- Review logic checks for groups of related questions. Focus on groups with conflicts equal to or greater than 1% to determine possible causes and effects on the data.
- Review and evaluate constructs to ensure validity. Examine changes in questions and/or question wording through the years for relevance and intended use as they relate to constructs. Consider how revisions would affect trend reporting. Consider replicating the process originally used to create constructs to ensure process is still sound.
- When conducting the IYS online, information obtained from the census system is extremely useful and important for data cleaning and analysis. Review how and what data will be collected by the online data collection system to ensure necessary data are also collected through the census system so that all needed data are available for the data cleaning process.
- Continue to encourage every public school district and non-public school to participate in future surveys. If possible, provide some sort of incentive such as was offered prior to 2010 that would encourage more districts to participate in future surveys. Communicate benefits of participation and continue to streamline the process to make it as easy as possible for school district personnel and students. Seek input from non-public school representatives on how to effectively increase participation for this population of students.

Additional Information

To obtain more detail regarding Iowa Youth Survey procedures or for answers to general questions, please visit: www.iowayouthsurvey.iowa.gov. For additional information, use the "Contact Us" link found in the upper right corner of this page. While resources are limited, every effort will be made to promptly respond to requests.

Section I. Data Tables

Iowa Youth Survey • 2012 State of Iowa Results												
Number of Validated 2012 Iowa Youth Survey Records												
	6th Grade			8th Grade			11th Grade			All Grades		
	TOTAL	Male	Female	TOTAL	Male	Female	TOTAL	Male	Female	TOTAL	Male	Female
		24170	12263	11808	24294	12332	11888	21963	11109	10814	70770	35851

Note: The "Total" columns combine all responses, including missing responses for gender. Results in the "All Grades" columns include all students in the previous nine columns.

Section A. Demographic Characteristics

Iowa Youth Survey • 2012 State of Iowa Results												
In what grade of school are you?												
IYS Question A4	6th Grade			8th Grade			11th Grade			All Grades		
	TOTAL	Male	Female	TOTAL	Male	Female	TOTAL	Male	Female	TOTAL	Male	Female
	6th	100%	100%	100%	0%	0%	0%	0%	0%	0%	34%	34%
8th	0%	0%	0%	100%	100%	100%	0%	0%	0%	34%	35%	34%
11th	0%	0%	0%	0%	0%	0%	100%	100%	100%	31%	31%	31%
Percent who answered question	100%	100%	100%	100%	100%	100%	100%	100%	100%	100%	100%	100%

Iowa Youth Survey • 2012 State of Iowa Results												
What is your current age?												
IYS Question A5	6th Grade			8th Grade			11th Grade			All Grades		
	TOTAL	Male	Female	TOTAL	Male	Female	TOTAL	Male	Female	TOTAL	Male	Female
9 or under	0%	0%	0%	0%	0%	0%	0%	0%	0%	0%	0%	0%
10	1%	1%	0%	0%	0%	0%	0%	0%	0%	0%	0%	0%
11	70%	65%	75%	0%	0%	0%	0%	0%	0%	24%	22%	26%
12	29%	33%	24%	1%	1%	1%	0%	0%	0%	10%	12%	8%
13	1%	1%	1%	70%	65%	76%	0%	0%	0%	25%	23%	26%
14	0%	0%	0%	28%	33%	23%	0%	0%	0%	10%	12%	8%
15	0%	0%	0%	1%	1%	0%	1%	1%	1%	0%	0%	0%
16	0%	0%	0%	0%	0%	0%	70%	65%	75%	22%	20%	24%
17	0%	0%	0%	0%	0%	0%	27%	32%	22%	9%	10%	7%
18+	0%	0%	0%	0%	0%	0%	1%	1%	1%	0%	0%	0%
Percent who answered question	100%	100%	100%	100%	100%	100%	100%	100%	100%	100%	100%	100%

Iowa Youth Survey • 2012 State of Iowa Results												
Are you male or female?												
IYS Question A6	6th Grade			8th Grade			11th Grade			All Grades		
	TOTAL	Male	Female	TOTAL	Male	Female	TOTAL	Male	Female	TOTAL	Male	Female
Male	51%	100%	0%	51%	100%	0%	51%	100%	0%	51%	100%	0%
Female	49%	0%	100%	49%	0%	100%	49%	0%	100%	49%	0%	100%
Percent who answered question	100%	100%	100%	100%	100%	100%	100%	100%	100%	100%	100%	100%

Iowa Youth Survey • 2012 State of Iowa Results												
Would you describe yourself as?												
IYS Question A7	6th Grade			8th Grade			11th Grade			All Grades		
	TOTAL	Male	Female	TOTAL	Male	Female	TOTAL	Male	Female	TOTAL	Male	Female
White	84%	84%	83%	83%	83%	84%	86%	86%	86%	84%	84%	85%
African American	6%	6%	6%	5%	6%	5%	4%	4%	4%	5%	5%	5%
American Indian or Alaska Native	2%	2%	2%	1%	2%	1%	1%	1%	1%	1%	1%	1%
Asian/Pacific Islander	2%	2%	2%	2%	2%	2%	3%	3%	3%	2%	2%	2%
Ethnicity: Hispanic or Latino	7%	7%	7%	7%	8%	7%	6%	6%	6%	7%	7%	7%
Percent who answered question	99%	99%	99%	99%	99%	99%	100%	100%	100%	99%	99%	99%

Iowa Youth Survey • 2012 State of Iowa Results												
Where are you now living?												
IYS Question A8	6th Grade			8th Grade			11th Grade			All Grades		
	TOTAL	Male	Female	TOTAL	Male	Female	TOTAL	Male	Female	TOTAL	Male	Female
With 1 parent	18%	17%	19%	21%	20%	21%	22%	21%	22%	20%	19%	21%
With 2 parents	76%	77%	75%	74%	75%	73%	73%	74%	72%	74%	75%	73%
With grandparents or other relatives	2%	2%	2%	2%	2%	3%	2%	2%	2%	2%	2%	2%
With foster parents	0%	0%	0%	0%	0%	0%	0%	0%	0%	0%	0%	0%
In shelter care	0%	0%	0%	0%	0%	0%	0%	0%	0%	0%	0%	0%
In a residential group or home	0%	0%	0%	0%	0%	0%	0%	0%	0%	0%	0%	0%
Independent living	0%	0%	0%	0%	0%	0%	0%	0%	0%	0%	0%	0%
Other	3%	3%	3%	2%	2%	3%	2%	2%	2%	3%	2%	3%
Percent who answered question	99%	99%	99%	100%	100%	100%	100%	100%	100%	100%	100%	100%

Iowa Youth Survey • 2012 State of Iowa Results												
I have a parent in the military who:												
IYS Question A9	6th Grade			8th Grade			11th Grade			All Grades		
	TOTAL	Male	Female	TOTAL	Male	Female	TOTAL	Male	Female	TOTAL	Male	Female
Is <u>currently</u> away from home because of military service and has been gone more than two weeks	1%	1%	1%	1%	1%	1%	0%	0%	0%	1%	1%	1%
Returned home after being away for more than two weeks because of military service in the last year	2%	2%	1%	1%	1%	1%	1%	1%	1%	1%	2%	1%
Is in the military but has not been away from home for more than two weeks because of military service in the last year	2%	2%	2%	2%	2%	2%	1%	1%	1%	2%	2%	2%
I do not have a parent in the military	96%	95%	96%	97%	96%	97%	97%	97%	97%	96%	96%	97%
Percent who answered question	93%	92%	94%	97%	96%	98%	98%	98%	99%	96%	95%	97%

Section B. Things I Have Tried or Done and Things That Have Happened to Me

Iowa Youth Survey • 2012 State of Iowa Results												
On the average <u>during the school year</u> , how many <u>hours per week</u> do you spend: Working in a paid job?												
IYS Question B1	6th Grade			8th Grade			11th Grade			All Grades		
	TOTAL	Male	Female	TOTAL	Male	Female	TOTAL	Male	Female	TOTAL	Male	Female
0 hours	80%	77%	82%	78%	75%	80%	44%	44%	43%	67%	66%	69%
1–2 hours	11%	13%	10%	11%	12%	10%	6%	6%	5%	9%	10%	9%
3–5 hours	4%	5%	4%	6%	7%	6%	9%	9%	9%	7%	7%	6%
6–8 hours	2%	3%	2%	3%	3%	2%	10%	10%	11%	5%	5%	5%
9-10 hours	1%	1%	1%	1%	1%	1%	8%	7%	9%	3%	3%	3%
11 or more hours	1%	2%	1%	2%	2%	1%	23%	24%	22%	8%	9%	8%
Percent who answered question	94%	94%	95%	98%	98%	99%	99%	99%	99%	97%	97%	98%

Iowa Youth Survey • 2012 State of Iowa Results												
On the average <u>during the school year</u> , how many <u>hours per week</u> do you spend: Outside of school with no adult supervision?												
IYS Question B2	6th Grade			8th Grade			11th Grade			All Grades		
	TOTAL	Male	Female	TOTAL	Male	Female	TOTAL	Male	Female	TOTAL	Male	Female
0 hours	32%	30%	34%	16%	16%	16%	7%	7%	7%	18%	18%	19%
1–2 hours	40%	39%	41%	36%	35%	37%	18%	17%	19%	32%	31%	33%
3–5 hours	17%	18%	15%	26%	25%	27%	27%	27%	28%	23%	23%	24%
6–8 hours	5%	6%	4%	11%	11%	10%	19%	18%	19%	11%	12%	11%
9-10 hours	2%	2%	2%	4%	4%	4%	10%	10%	11%	5%	5%	5%
11 or more hours	4%	5%	3%	7%	8%	5%	19%	22%	16%	10%	11%	8%
Percent who answered question	94%	94%	94%	97%	97%	98%	97%	97%	98%	96%	96%	97%

Iowa Youth Survey • 2012 State of Iowa Results												
On the average <u>during the school year</u> , how many <u>hours per week</u> do you spend: Volunteering either by helping others or helping improve your school or community?												
IYS Question B3	6th Grade			8th Grade			11th Grade			All Grades		
	TOTAL	Male	Female	TOTAL	Male	Female	TOTAL	Male	Female	TOTAL	Male	Female
0 hours	54%	59%	49%	55%	60%	50%	43%	50%	35%	51%	56%	45%
1–2 hours	34%	31%	38%	34%	30%	38%	39%	34%	43%	36%	32%	40%
3–5 hours	8%	7%	9%	7%	6%	9%	12%	10%	14%	9%	8%	10%
6–8 hours	2%	2%	2%	2%	2%	2%	3%	3%	4%	3%	2%	3%
9-10 hours	1%	1%	1%	1%	1%	1%	1%	1%	1%	1%	1%	1%
11 or more hours	1%	1%	1%	1%	1%	1%	2%	2%	2%	1%	1%	1%
Percent who answered question	93%	93%	93%	97%	96%	97%	97%	97%	98%	96%	95%	96%

Iowa Youth Survey • 2012 State of Iowa Results												
On the average during the school year, how many hours per week do you spend: Participating in extra-curricular activities at school or outside of school (sports, music, clubs, 4-H, scouts, etc.)?												
IYS Question B4	6th Grade			8th Grade			11th Grade			All Grades		
	TOTAL	Male	Female	TOTAL	Male	Female	TOTAL	Male	Female	TOTAL	Male	Female
0 hours	20%	21%	18%	18%	21%	15%	22%	24%	21%	20%	22%	18%
1–2 hours	38%	36%	39%	29%	28%	30%	17%	17%	17%	28%	27%	29%
3–5 hours	25%	24%	26%	23%	22%	25%	19%	18%	19%	22%	21%	24%
6–8 hours	9%	10%	9%	13%	11%	14%	12%	11%	14%	11%	11%	12%
9-10 hours	4%	4%	4%	8%	7%	8%	10%	9%	11%	7%	7%	7%
11 or more hours	5%	6%	4%	9%	10%	9%	20%	22%	19%	11%	12%	10%
Percent who answered question	95%	95%	96%	98%	98%	99%	98%	98%	99%	97%	97%	98%

Iowa Youth Survey • 2012 State of Iowa Results												
On the average during the school year, how many hours per week do you spend: Reading just for fun?												
IYS Question B5	6th Grade			8th Grade			11th Grade			All Grades		
	TOTAL	Male	Female	TOTAL	Male	Female	TOTAL	Male	Female	TOTAL	Male	Female
0 hours	26%	33%	19%	40%	50%	30%	50%	61%	38%	39%	48%	29%
1–2 hours	52%	49%	55%	40%	35%	45%	32%	27%	37%	41%	37%	46%
3–5 hours	13%	11%	15%	11%	8%	14%	10%	7%	13%	11%	9%	14%
6–8 hours	4%	3%	5%	4%	3%	5%	4%	2%	5%	4%	3%	5%
9-10 hours	2%	1%	2%	2%	1%	2%	2%	1%	3%	2%	1%	2%
11 or more hours	3%	3%	4%	3%	2%	4%	3%	2%	4%	3%	2%	4%
Percent who answered question	95%	94%	96%	98%	97%	98%	98%	98%	98%	97%	97%	98%

Iowa Youth Survey • 2012 State of Iowa Results												
On the average <u>during the school year</u> , how many <u>hours per week</u> do you spend: At religious services, programs, or activities?												
IYS Question B6	6th Grade			8th Grade			11th Grade			All Grades		
	TOTAL	Male	Female	TOTAL	Male	Female	TOTAL	Male	Female	TOTAL	Male	Female
0 hours	37%	39%	34%	39%	42%	35%	48%	51%	44%	41%	44%	38%
1–2 hours	44%	42%	46%	42%	41%	43%	35%	34%	36%	40%	39%	42%
3–5 hours	14%	13%	15%	15%	13%	17%	13%	11%	15%	14%	13%	16%
6–8 hours	3%	3%	2%	3%	2%	3%	3%	2%	3%	3%	2%	3%
9-10 hours	1%	1%	1%	1%	1%	1%	1%	1%	1%	1%	1%	1%
11 or more hours	1%	1%	1%	1%	1%	1%	1%	1%	1%	1%	1%	1%
Percent who answered question	93%	93%	94%	98%	97%	98%	98%	98%	99%	96%	96%	97%

Iowa Youth Survey • 2012 State of Iowa Results												
On the average <u>during the school year</u> , how many <u>hours per week</u> do you spend: Doing school assignments or homework outside of school hours?												
IYS Question B7	6th Grade			8th Grade			11th Grade			All Grades		
	TOTAL	Male	Female	TOTAL	Male	Female	TOTAL	Male	Female	TOTAL	Male	Female
0 hours	9%	12%	7%	10%	14%	7%	9%	14%	4%	10%	13%	6%
1–2 hours	72%	71%	73%	63%	63%	62%	44%	48%	40%	60%	61%	59%
3–5 hours	14%	13%	15%	19%	16%	21%	27%	23%	31%	20%	17%	22%
6–8 hours	3%	3%	3%	5%	4%	6%	11%	9%	13%	6%	5%	7%
9-10 hours	1%	1%	1%	1%	1%	2%	4%	3%	6%	2%	2%	3%
11 or more hours	1%	1%	1%	2%	1%	2%	5%	3%	6%	3%	2%	3%
Percent who answered question	96%	96%	97%	99%	98%	99%	99%	99%	99%	98%	98%	99%

Iowa Youth Survey • 2012 State of Iowa Results												
On how many days of the past 7 days were you physically active for a total of 60 minutes (1 hour) or more per day? (Add up all the time you spent in any kind of physical activity like running, walking fast, swimming, riding a bicycle).												
IYS Question B8	6th Grade			8th Grade			11th Grade			All Grades		
	TOTAL	Male	Female	TOTAL	Male	Female	TOTAL	Male	Female	TOTAL	Male	Female
0 days	4%	4%	3%	3%	4%	3%	6%	5%	7%	4%	4%	4%
1 day	8%	7%	8%	6%	5%	6%	6%	5%	8%	7%	6%	7%
2 days	10%	9%	12%	8%	6%	10%	9%	6%	12%	9%	7%	11%
3 days	13%	12%	15%	12%	10%	14%	12%	9%	15%	12%	10%	14%
4 days	13%	12%	14%	12%	10%	13%	11%	10%	12%	12%	11%	13%
5 days	14%	13%	15%	16%	15%	17%	16%	15%	17%	15%	15%	16%
6 days	9%	9%	10%	11%	10%	12%	12%	12%	11%	11%	10%	11%
7 days	29%	34%	24%	33%	40%	25%	29%	39%	19%	30%	37%	23%
Percent who answered question	99%	99%	99%	99%	99%	99%	99%	99%	99%	99%	99%	99%

Iowa Youth Survey • 2012 State of Iowa Results												
During the past 7 days, how many times did you eat fruit? (Do not count fruit juice.)												
IYS Question B9	6th Grade			8th Grade			11th Grade			All Grades		
	TOTAL	Male	Female	TOTAL	Male	Female	TOTAL	Male	Female	TOTAL	Male	Female
I did not eat any fruit during the past 7 days	5%	6%	4%	4%	5%	3%	4%	5%	4%	5%	5%	4%
Less than 1 time each day	9%	9%	9%	12%	11%	12%	14%	14%	13%	11%	11%	11%
1 time per day	24%	24%	24%	26%	26%	27%	29%	28%	30%	26%	26%	27%
2 times per day	29%	28%	30%	29%	28%	30%	30%	28%	31%	29%	28%	30%
3 times per day	19%	18%	19%	17%	17%	17%	15%	15%	14%	17%	17%	17%
4 times per day	6%	6%	7%	5%	5%	5%	4%	4%	4%	5%	5%	5%
5 or more times per day	8%	9%	8%	6%	7%	5%	5%	5%	4%	6%	7%	6%
Percent who answered question	99%	99%	99%	99%	99%	99%	99%	99%	99%	99%	99%	99%

Iowa Youth Survey • 2012 State of Iowa Results												
During the past 7 days, how many times did you eat green salad, carrots, or potatoes or any other vegetables (do not count french fries, fried potatoes, or potato chips)?												
IYS Question B10	6th Grade			8th Grade			11th Grade			All Grades		
	TOTAL	Male	Female	TOTAL	Male	Female	TOTAL	Male	Female	TOTAL	Male	Female
I did not eat any vegetables during the past 7 days	8%	10%	5%	7%	8%	5%	6%	8%	4%	7%	9%	5%
Less than 1 time per day	13%	14%	12%	15%	16%	15%	16%	17%	15%	15%	15%	14%
1 time per day	29%	30%	29%	31%	31%	31%	32%	31%	32%	31%	31%	31%
2 times per day	26%	24%	29%	26%	24%	28%	28%	26%	30%	27%	25%	29%
3 times per day	13%	12%	15%	13%	12%	13%	12%	11%	12%	13%	12%	13%
4 times per day	5%	4%	5%	4%	4%	4%	3%	3%	3%	4%	4%	4%
5 or more times each day	6%	6%	6%	4%	5%	4%	4%	4%	3%	5%	5%	4%
Percent who answered question	99%	99%	99%	99%	99%	99%	99%	99%	99%	99%	99%	99%

Iowa Youth Survey • 2012 State of Iowa Results												
During the last 30 days, how many times have you skipped or "cut" classes or school days?												
IYS Question B11	6th Grade			8th Grade			11th Grade			All Grades		
	TOTAL	Male	Female	TOTAL	Male	Female	TOTAL	Male	Female	TOTAL	Male	Female
0 times	90%	89%	91%	91%	91%	90%	81%	80%	81%	87%	87%	88%
1 time	6%	6%	6%	5%	5%	5%	9%	8%	9%	7%	6%	7%
2 times	2%	2%	2%	2%	2%	2%	5%	5%	5%	3%	3%	3%
3 or more times	2%	2%	2%	2%	2%	2%	6%	7%	5%	3%	4%	3%
Percent who answered question	99%	99%	99%	99%	99%	99%	99%	99%	99%	99%	99%	99%

Iowa Youth Survey • 2012 State of Iowa Results												
In the last 30 days, how many times did you <u>NOT</u> go to school because you felt unsafe at school or on your way to and from school?												
IYS Question B12	6th Grade			8th Grade			11th Grade			All Grades		
	TOTAL	Male	Female	TOTAL	Male	Female	TOTAL	Male	Female	TOTAL	Male	Female
0 times	95%	95%	95%	95%	96%	94%	96%	96%	96%	95%	96%	95%
1 time	3%	3%	4%	3%	2%	3%	2%	2%	2%	3%	2%	3%
2 times	1%	1%	1%	1%	1%	1%	1%	1%	1%	1%	1%	1%
3 or more times	1%	1%	1%	1%	1%	1%	2%	2%	1%	1%	1%	1%
Percent who answered question	99%	99%	99%	99%	99%	99%	99%	99%	99%	99%	99%	99%

Iowa Youth Survey • 2012 State of Iowa Results												
About how often in the <u>last 30 days</u> have any of your classroom teachers had to stop teaching in order to deal with a major student disruption or behavior problem?												
IYS Question B13	6th Grade			8th Grade			11th Grade			All Grades		
	TOTAL	Male	Female	TOTAL	Male	Female	TOTAL	Male	Female	TOTAL	Male	Female
0 times	33%	36%	31%	29%	32%	26%	49%	51%	47%	37%	39%	35%
1 time	23%	24%	22%	24%	24%	24%	24%	23%	24%	23%	24%	23%
2 times	14%	14%	15%	16%	14%	17%	12%	11%	13%	14%	13%	15%
3 or more times	29%	27%	32%	31%	29%	32%	16%	15%	16%	26%	24%	27%
Percent who answered question	98%	98%	98%	99%	99%	99%	99%	99%	99%	99%	99%	99%

Iowa Youth Survey • 2012 State of Iowa Results												
Have you ever had a full drink of alcohol (beer, wine, or liquor)?												
IYS Question B14	6th Grade			8th Grade			11th Grade			All Grades		
	TOTAL	Male	Female	TOTAL	Male	Female	TOTAL	Male	Female	TOTAL	Male	Female
Yes	6%	8%	4%	18%	19%	16%	48%	50%	47%	23%	25%	22%
No	94%	92%	96%	82%	81%	84%	52%	50%	53%	77%	75%	78%
Percent who answered question	99%	99%	99%	99%	99%	99%	99%	99%	99%	99%	99%	99%

Note: Question B14 served as a skip question. If a respondent answered "No" to question B14, he or she was skipped to question B28 and null responses (those representing no alcohol use) were inserted into the data set for all questions in between.

Iowa Youth Survey • 2012 State of Iowa Results												
How old were you (if ever) when you first drank (more than a few sips) of alcohol (beer, wine, or liquor)?												
IYS Question B15	6th Grade			8th Grade			11th Grade			All Grades		
	TOTAL	Male	Female	TOTAL	Male	Female	TOTAL	Male	Female	TOTAL	Male	Female
Never	94%	93%	96%	83%	82%	85%	52%	51%	54%	77%	76%	79%
8 or Younger	2%	3%	1%	3%	3%	2%	3%	4%	1%	2%	3%	2%
9 or 10	2%	2%	1%	2%	3%	2%	2%	2%	1%	2%	2%	1%
11 or 12	2%	2%	1%	5%	6%	5%	4%	5%	3%	4%	4%	3%
13 or 14	0%	0%	0%	6%	6%	6%	14%	14%	14%	7%	6%	7%
15 or 16	0%	0%	0%	0%	0%	0%	24%	23%	25%	7%	7%	8%
17 or Older	0%	0%	0%	0%	0%	0%	1%	1%	1%	0%	1%	0%
Percent who answered question	99%	99%	99%	99%	99%	99%	99%	99%	99%	99%	99%	99%

Iowa Youth Survey • 2012 State of Iowa Results												
During the last 30 days, on how many days did you have 5 or more drinks of alcohol (glasses, bottles or cans of beer, glasses of wine, liquor, mixed drinks) in a row, that is within a couple of hours?												
IYS Question B16	6th Grade			8th Grade			11th Grade			All Grades		
	TOTAL	Male	Female	TOTAL	Male	Female	TOTAL	Male	Female	TOTAL	Male	Female
0 days	99%	98%	99%	96%	96%	96%	81%	79%	82%	92%	91%	93%
1 day	1%	1%	1%	2%	2%	2%	7%	7%	6%	3%	3%	3%
2 days	0%	0%	0%	1%	1%	1%	4%	4%	5%	2%	2%	2%
3 to 5 days	0%	0%	0%	1%	0%	1%	4%	4%	4%	1%	2%	1%
6 to 9 days	0%	0%	0%	0%	0%	0%	2%	2%	2%	1%	1%	1%
10 to 19 days	0%	0%	0%	0%	0%	0%	1%	1%	1%	0%	0%	0%
20 or more days	0%	0%	0%	0%	1%	0%	1%	2%	1%	1%	1%	0%
Percent who answered question	99%	99%	99%	99%	99%	99%	99%	99%	99%	99%	99%	99%
Percent reporting any binge drinking in the last 30 days	1%	2%	1%	4%	4%	4%	19%	21%	18%	8%	9%	7%

Iowa Youth Survey • 2012 State of Iowa Results												
Have you ever driven a car or other motor vehicle after using any amount of alcohol or other drugs?												
IYS Question B17	6th Grade			8th Grade			11th Grade			All Grades		
	TOTAL	Male	Female	TOTAL	Male	Female	TOTAL	Male	Female	TOTAL	Male	Female
0 times	99%	99%	100%	99%	98%	99%	88%	86%	89%	96%	95%	96%
1 time	0%	0%	0%	0%	1%	0%	5%	4%	5%	2%	2%	2%
2 times	0%	0%	0%	0%	0%	0%	2%	2%	2%	1%	1%	1%
3 or more times	0%	0%	0%	1%	1%	0%	5%	7%	3%	2%	3%	1%
Percent who answered question	99%	99%	99%	99%	99%	99%	99%	99%	99%	99%	99%	99%

Note: Respondents who selected no to the skip question B14 were logically assigned to the “0 times” response option. In addition, responses of “I don’t drive” were also merged into the “0 times” response option to protect respondent confidentiality.

Iowa Youth Survey • 2012 State of Iowa Results												
In the past 30 days, have you had at least one drink of alcohol (glass, bottle or can of beer, glass of wine, liquor or mixed drink)?												
IYS Question B18	6th Grade			8th Grade			11th Grade			All Grades		
	TOTAL	Male	Female	TOTAL	Male	Female	TOTAL	Male	Female	TOTAL	Male	Female
Yes	2%	2%	1%	7%	7%	7%	26%	27%	26%	11%	12%	11%
No	98%	98%	99%	93%	93%	93%	74%	73%	74%	89%	88%	89%
Percent who answered question	99%	99%	99%	99%	99%	99%	99%	99%	99%	99%	99%	99%

Iowa Youth Survey • 2012 State of Iowa Results												
If you drank in the past 30 days, did you drink: Beer?												
IYS Question B19	6th Grade			8th Grade			11th Grade			All Grades		
	TOTAL	Male	Female	TOTAL	Male	Female	TOTAL	Male	Female	TOTAL	Male	Female
Yes	1%	2%	1%	4%	5%	4%	19%	23%	15%	8%	9%	6%
No	99%	98%	99%	96%	95%	96%	81%	77%	85%	92%	91%	94%
Percent who answered question	98%	98%	99%	97%	97%	97%	94%	94%	94%	97%	97%	97%

Iowa Youth Survey • 2012 State of Iowa Results												
If you drank in the past 30 days, did you drink: Wine?												
IYS Question B20	6th Grade			8th Grade			11th Grade			All Grades		
	TOTAL	Male	Female	TOTAL	Male	Female	TOTAL	Male	Female	TOTAL	Male	Female
Yes	1%	1%	1%	3%	2%	3%	6%	6%	6%	3%	3%	3%
No	99%	99%	99%	97%	98%	97%	94%	94%	94%	97%	97%	97%
Percent who answered question	98%	98%	99%	96%	96%	97%	90%	89%	91%	95%	95%	96%

Iowa Youth Survey • 2012 State of Iowa Results												
If you drank in the past 30 days, did you drink: Liquor (vodka, whiskey, shots, etc.)?												
IYS Question B21	6th Grade			8th Grade			11th Grade			All Grades		
	TOTAL	Male	Female	TOTAL	Male	Female	TOTAL	Male	Female	TOTAL	Male	Female
Yes	1%	1%	1%	5%	5%	5%	23%	23%	22%	9%	9%	9%
No	99%	99%	99%	95%	95%	95%	77%	77%	78%	91%	91%	91%
Percent who answered question	98%	98%	99%	97%	97%	98%	95%	95%	96%	97%	97%	97%

Iowa Youth Survey • 2012 State of Iowa Results												
If you drank in the past 30 days, did you drink: Other?												
IYS Question B22	6th Grade			8th Grade			11th Grade			All Grades		
	TOTAL	Male	Female	TOTAL	Male	Female	TOTAL	Male	Female	TOTAL	Male	Female
Yes	1%	1%	1%	3%	3%	3%	9%	9%	9%	4%	4%	4%
No	99%	99%	99%	97%	97%	97%	91%	91%	91%	96%	96%	96%
Percent who answered question	98%	98%	99%	96%	96%	97%	89%	89%	90%	95%	94%	95%

Iowa Youth Survey • 2012 State of Iowa Results												
During the past year did you get <u>alcohol</u> from the following sources: I bought it?												
IYS Question B23	6th Grade			8th Grade			11th Grade			All Grades		
	TOTAL	Male	Female	TOTAL	Male	Female	TOTAL	Male	Female	TOTAL	Male	Female
Yes	0%	0%	0%	1%	1%	0%	4%	6%	2%	1%	2%	1%
No	100%	100%	100%	99%	99%	100%	96%	94%	98%	99%	98%	99%
Percent who answered question	98%	98%	99%	95%	95%	96%	88%	88%	88%	94%	94%	94%

Iowa Youth Survey • 2012 State of Iowa Results												
During the past year did you get <u>alcohol</u> from the following sources: I gave someone money to buy it?												
IYS Question B24	6th Grade			8th Grade			11th Grade			All Grades		
	TOTAL	Male	Female	TOTAL	Male	Female	TOTAL	Male	Female	TOTAL	Male	Female
Yes	0%	0%	0%	2%	2%	2%	18%	18%	18%	6%	6%	6%
No	100%	100%	100%	98%	98%	98%	82%	82%	82%	94%	94%	94%
Percent who answered question	98%	98%	98%	96%	96%	96%	92%	92%	93%	95%	95%	96%

Iowa Youth Survey • 2012 State of Iowa Results												
During the past year did you get <u>alcohol</u> from the following sources: I got it from a parent?												
IYS Question B25	6th Grade			8th Grade			11th Grade			All Grades		
	TOTAL	Male	Female	TOTAL	Male	Female	TOTAL	Male	Female	TOTAL	Male	Female
Yes	2%	2%	1%	4%	4%	4%	9%	9%	10%	5%	5%	5%
No	98%	98%	99%	96%	96%	96%	91%	91%	90%	95%	95%	95%
Percent who answered question	98%	98%	99%	96%	96%	97%	89%	88%	89%	95%	94%	95%

Iowa Youth Survey • 2012 State of Iowa Results												
During the past year did you get <u>alcohol</u> from the following sources: I got it at a party?												
IYS Question B26	6th Grade			8th Grade			11th Grade			All Grades		
	TOTAL	Male	Female	TOTAL	Male	Female	TOTAL	Male	Female	TOTAL	Male	Female
Yes	1%	1%	1%	5%	5%	5%	26%	25%	27%	10%	10%	10%
No	99%	99%	99%	95%	95%	95%	74%	75%	73%	90%	90%	90%
Percent who answered question	98%	98%	99%	96%	96%	97%	94%	93%	95%	96%	96%	97%

Iowa Youth Survey • 2012 State of Iowa Results												
During the past year did you get <u>alcohol</u> from the following sources: I took it without permission?												
IYS Question B27	6th Grade			8th Grade			11th Grade			All Grades		
	TOTAL	Male	Female	TOTAL	Male	Female	TOTAL	Male	Female	TOTAL	Male	Female
Yes	1%	1%	1%	5%	5%	5%	10%	12%	9%	5%	6%	5%
No	99%	99%	99%	95%	95%	95%	90%	88%	91%	95%	94%	95%
Percent who answered question	98%	98%	99%	97%	96%	97%	90%	89%	90%	95%	95%	95%

Iowa Youth Survey • 2012 State of Iowa Results												
Have you ever smoked tobacco or used any tobacco products?												
IYS Question B28	6th Grade			8th Grade			11th Grade			All Grades		
	TOTAL	Male	Female	TOTAL	Male	Female	TOTAL	Male	Female	TOTAL	Male	Female
Yes	2%	3%	1%	9%	10%	7%	26%	31%	21%	12%	14%	10%
No	98%	97%	99%	91%	90%	93%	74%	69%	79%	88%	86%	90%
Percent who answered question	97%	97%	97%	98%	98%	98%	99%	99%	99%	98%	98%	98%

Note: Question B28 served as a skip question. If a respondent answered “No” to question B28, he or she was skipped to question B36 and null responses (those representing no tobacco use) were inserted into the data set for all questions in between.

Iowa Youth Survey • 2012 State of Iowa Results												
During the <u>past 30 days</u> , on the days you smoked, how many cigarettes did you smoke per day?												
IYS Question B29	6th Grade			8th Grade			11th Grade			All Grades		
	TOTAL	Male	Female	TOTAL	Male	Female	TOTAL	Male	Female	TOTAL	Male	Female
I did not smoke cigarettes during the past 30 days	99%	99%	99%	97%	97%	97%	89%	87%	90%	95%	95%	95%
Less than 1 cigarette per day	0%	0%	0%	1%	1%	1%	3%	3%	3%	1%	1%	1%
1 cigarette per day	0%	0%	0%	0%	0%	0%	1%	1%	1%	1%	1%	1%
2 to 5 per day	0%	0%	0%	1%	1%	1%	4%	4%	4%	2%	2%	2%
6 to 10 per day	0%	0%	0%	0%	0%	0%	2%	2%	1%	1%	1%	1%
11 to 20 per day	0%	0%	0%	0%	0%	0%	1%	1%	1%	0%	0%	0%
More than 20 per day	0%	0%	0%	0%	0%	0%	1%	1%	0%	0%	1%	0%
Percent who answered question	99%	99%	99%	99%	99%	99%	99%	99%	99%	99%	99%	99%

Iowa Youth Survey • 2012 State of Iowa Results												
How many times in the past 12 months have you stopped smoking cigarettes for one day or longer because you were trying to quit?												
IYS Question B30	6th Grade			8th Grade			11th Grade			All Grades		
	TOTAL	Male	Female	TOTAL	Male	Female	TOTAL	Male	Female	TOTAL	Male	Female
I have not smoked cigarettes in the past 12 months	99%	99%	99%	96%	96%	96%	87%	86%	88%	94%	94%	95%
I have not tried to quit	0%	0%	0%	1%	1%	1%	6%	7%	5%	2%	3%	2%
1 time	0%	0%	0%	1%	1%	1%	3%	3%	3%	1%	1%	1%
2 times	0%	0%	0%	0%	0%	1%	2%	2%	2%	1%	1%	1%
3 or more times	0%	0%	0%	1%	1%	1%	3%	3%	3%	1%	2%	1%
Percent who answered question	99%	99%	99%	99%	99%	99%	99%	99%	99%	99%	99%	99%

Iowa Youth Survey • 2012 State of Iowa Results												
How old were you when you first: Smoked a whole cigarette for the first time?												
IYS Question B31	6th Grade			8th Grade			11th Grade			All Grades		
	TOTAL	Male	Female	TOTAL	Male	Female	TOTAL	Male	Female	TOTAL	Male	Female
Never	99%	98%	99%	94%	93%	94%	80%	78%	82%	91%	90%	92%
8 or Younger	0%	1%	0%	1%	1%	1%	1%	2%	1%	1%	1%	1%
9 or 10	0%	1%	0%	1%	1%	1%	1%	2%	1%	1%	1%	1%
11 or 12	0%	1%	0%	2%	2%	3%	3%	3%	2%	2%	2%	2%
13 or 14	0%	0%	0%	2%	2%	2%	6%	7%	6%	3%	3%	3%
15 or 16	0%	0%	0%	0%	0%	0%	8%	8%	8%	2%	3%	2%
17 or Older	0%	0%	0%	0%	0%	0%	0%	1%	0%	0%	0%	0%
Percent who answered question	99%	99%	99%	99%	99%	99%	99%	99%	99%	99%	99%	99%

Iowa Youth Survey • 2012 State of Iowa Results												
How old were you when you first: Used smokeless tobacco (chewing tobacco, snuff, plug, dipping tobacco, snus, Orbs)?												
IYS Question B32	6th Grade			8th Grade			11th Grade			All Grades		
	TOTAL	Male	Female	TOTAL	Male	Female	TOTAL	Male	Female	TOTAL	Male	Female
Never	99%	99%	100%	97%	96%	98%	87%	80%	95%	95%	92%	98%
8 or Younger	0%	0%	0%	0%	1%	0%	1%	1%	0%	1%	1%	0%
9 or 10	0%	0%	0%	0%	0%	0%	1%	1%	0%	0%	1%	0%
11 or 12	0%	0%	0%	1%	1%	1%	1%	2%	0%	1%	1%	0%
13 or 14	0%	0%	0%	1%	1%	1%	4%	6%	1%	2%	2%	1%
15 or 16	0%	0%	0%	0%	0%	0%	6%	9%	2%	2%	3%	1%
17 or Older	0%	0%	0%	0%	0%	0%	0%	1%	0%	0%	0%	0%
Percent who answered question	99%	99%	99%	99%	99%	99%	98%	98%	98%	98%	98%	99%

Iowa Youth Survey • 2012 State of Iowa Results												
In the <u>past 30 days</u> , on how many days have you: Smoked cigarettes?												
IYS Question B33	6th Grade			8th Grade			11th Grade			All Grades		
	TOTAL	Male	Female	TOTAL	Male	Female	TOTAL	Male	Female	TOTAL	Male	Female
0 days	99%	99%	99%	97%	97%	97%	89%	88%	89%	95%	95%	95%
1 – 2 days	0%	0%	0%	1%	1%	1%	3%	3%	3%	2%	2%	2%
3 – 5 days	0%	0%	0%	0%	1%	0%	1%	1%	1%	1%	1%	1%
6 – 9 days	0%	0%	0%	0%	0%	0%	1%	1%	1%	0%	0%	0%
10 – 19 days	0%	0%	0%	0%	0%	0%	1%	1%	1%	0%	1%	0%
20 – 29 days	0%	0%	0%	0%	0%	0%	1%	1%	1%	0%	1%	0%
30 days	0%	0%	0%	1%	1%	0%	4%	4%	3%	1%	2%	1%
Percent who answered question	99%	99%	99%	99%	99%	99%	99%	98%	99%	99%	99%	99%
Percent reporting any cigarette use in the last 30 days	1%	1%	1%	3%	3%	3%	11%	12%	11%	5%	5%	5%

Iowa Youth Survey • 2012 State of Iowa Results												
In the <u>past 30 days</u> , on how many days have you: Smoked cigars?												
IYS Question B34	6th Grade			8th Grade			11th Grade			All Grades		
	TOTAL	Male	Female	TOTAL	Male	Female	TOTAL	Male	Female	TOTAL	Male	Female
0 days	100%	100%	100%	99%	98%	99%	93%	90%	96%	97%	96%	98%
1 – 2 days	0%	0%	0%	1%	1%	1%	4%	5%	2%	2%	2%	1%
3 – 5 days	0%	0%	0%	0%	0%	0%	1%	2%	1%	0%	1%	0%
6 – 9 days	0%	0%	0%	0%	0%	0%	1%	1%	0%	0%	0%	0%
10 – 19 days	0%	0%	0%	0%	0%	0%	0%	1%	0%	0%	0%	0%
20 – 29 days	0%	0%	0%	0%	0%	0%	0%	0%	0%	0%	0%	0%
30 days	0%	0%	0%	0%	0%	0%	1%	1%	0%	0%	1%	0%
Percent who answered question	99%	99%	99%	99%	99%	99%	98%	98%	99%	99%	99%	99%
Percent reporting any cigar use in the last 30 days	0%	0%	0%	1%	2%	1%	7%	10%	4%	3%	4%	2%

Iowa Youth Survey • 2012 State of Iowa Results												
In the past 30 days, on how many days have you: Used smokeless tobacco (chewing tobacco, snuff, plug, dipping tobacco, snus, Orbs)?												
IYS Question B35	6th Grade			8th Grade			11th Grade			All Grades		
	TOTAL	Male	Female	TOTAL	Male	Female	TOTAL	Male	Female	TOTAL	Male	Female
0 days	100%	100%	100%	99%	98%	99%	93%	88%	98%	97%	95%	99%
1 – 2 days	0%	0%	0%	1%	1%	0%	2%	3%	1%	1%	1%	0%
3 – 5 days	0%	0%	0%	0%	0%	0%	1%	2%	0%	0%	1%	0%
6 – 9 days	0%	0%	0%	0%	0%	0%	1%	1%	0%	0%	0%	0%
10 – 19 days	0%	0%	0%	0%	0%	0%	1%	1%	0%	0%	0%	0%
20 – 29 days	0%	0%	0%	0%	0%	0%	1%	1%	0%	0%	0%	0%
30 days	0%	0%	0%	0%	0%	0%	2%	4%	0%	1%	1%	0%
Percent who answered question	99%	99%	99%	99%	99%	99%	99%	99%	99%	99%	99%	99%
Percent reporting any smokeless tobacco use in the last 30 days	0%	0%	0%	1%	2%	1%	7%	12%	2%	3%	5%	1%

Iowa Youth Survey • 2012 State of Iowa Results												
Have you ever used marijuana (pot, grass, hash, bud, weed)?												
IYS Question B36	6th Grade			8th Grade			11th Grade			All Grades		
	TOTAL	Male	Female	TOTAL	Male	Female	TOTAL	Male	Female	TOTAL	Male	Female
Yes	1%	1%	1%	6%	6%	5%	22%	25%	20%	9%	10%	8%
No	99%	99%	99%	94%	94%	95%	78%	75%	80%	91%	90%	92%
Percent who answered question	98%	98%	98%	99%	99%	99%	99%	99%	99%	98%	98%	99%

Note: Question B36 served as a skip question. If a respondent answered “No” to question B36, he or she was skipped to question B39 and null responses (those representing no marijuana use) were inserted into the data set for all questions in between.

Iowa Youth Survey • 2012 State of Iowa Results												
In the past 30 days, have you used marijuana (pot, grass, hash, bud, weed)?												
IYS Question B37	6th Grade			8th Grade			11th Grade			All Grades		
	TOTAL	Male	Female	TOTAL	Male	Female	TOTAL	Male	Female	TOTAL	Male	Female
Yes	0%	1%	0%	3%	3%	2%	11%	13%	9%	5%	5%	4%
No	100%	99%	100%	97%	97%	98%	89%	87%	91%	95%	95%	96%
Percent who answered question	99%	99%	99%	99%	99%	99%	99%	99%	99%	99%	99%	99%

Iowa Youth Survey • 2012 State of Iowa Results												
How old were you when you first tried marijuana (pot, grass, hash, weed)?												
IYS Question B38	6th Grade			8th Grade			11th Grade			All Grades		
	TOTAL	Male	Female	TOTAL	Male	Female	TOTAL	Male	Female	TOTAL	Male	Female
Never	99%	99%	99%	94%	94%	95%	78%	75%	80%	91%	90%	92%
8 or younger	0%	0%	0%	1%	1%	0%	1%	1%	0%	1%	1%	0%
9 or 10	0%	0%	0%	1%	1%	0%	1%	1%	0%	0%	1%	0%
11 or 12	0%	0%	0%	2%	2%	2%	2%	3%	1%	1%	2%	1%
13 or 14	0%	0%	0%	2%	2%	2%	7%	8%	6%	3%	3%	3%
15 or 16	0%	0%	0%	0%	0%	0%	11%	11%	11%	3%	3%	3%
17 or Older	0%	0%	0%	0%	0%	0%	1%	1%	1%	0%	0%	0%
Percent who answered question	98%	98%	98%	99%	99%	99%	99%	99%	99%	98%	98%	99%

Iowa Youth Survey • 2012 State of Iowa Results												
In the past 30 days, on how many days have you: Sniffed glue, breathed the contents of gases or sprays in order to get high?												
IYS Question B39	6th Grade			8th Grade			11th Grade			All Grades		
	TOTAL	Male	Female	TOTAL	Male	Female	TOTAL	Male	Female	TOTAL	Male	Female
0 days	97%	97%	98%	97%	98%	97%	98%	98%	99%	98%	97%	98%
1 – 2 days	2%	2%	2%	2%	1%	2%	1%	1%	1%	1%	1%	1%
3 – 5 days	0%	0%	0%	0%	0%	0%	0%	0%	0%	0%	0%	0%
6 – 9 days	0%	0%	0%	0%	0%	0%	0%	0%	0%	0%	0%	0%
10 – 19 days	0%	0%	0%	0%	0%	0%	0%	0%	0%	0%	0%	0%
20 – 29 days	0%	0%	0%	0%	0%	0%	0%	0%	0%	0%	0%	0%
30 days	0%	0%	0%	0%	0%	0%	1%	1%	0%	0%	1%	0%
Percent who answered question	97%	97%	98%	99%	99%	99%	99%	99%	99%	98%	98%	99%
Percent reporting any inhalant use in the last 30 days	3%	3%	2%	3%	2%	3%	2%	2%	1%	2%	3%	2%

Iowa Youth Survey • 2012 State of Iowa Results												
In the past 30 days, on how many days have you: Used over the counter medications different from the directions?												
IYS Question B40	6th Grade			8th Grade			11th Grade			All Grades		
	TOTAL	Male	Female	TOTAL	Male	Female	TOTAL	Male	Female	TOTAL	Male	Female
0 days	98%	97%	98%	97%	98%	97%	95%	94%	95%	97%	97%	97%
1 – 2 days	1%	2%	1%	2%	1%	2%	3%	3%	3%	2%	2%	2%
3 – 5 days	0%	0%	0%	0%	0%	0%	1%	1%	1%	0%	1%	0%
6 – 9 days	0%	0%	0%	0%	0%	0%	0%	0%	0%	0%	0%	0%
10 – 19 days	0%	0%	0%	0%	0%	0%	0%	0%	0%	0%	0%	0%
20 – 29 days	0%	0%	0%	0%	0%	0%	0%	0%	0%	0%	0%	0%
30 days	0%	0%	0%	0%	0%	0%	1%	1%	0%	0%	1%	0%
Percent who answered question	97%	96%	97%	99%	98%	99%	99%	99%	99%	98%	98%	98%
Percent reporting any over the counter medication abuse in the last 30 days	2%	3%	2%	3%	2%	3%	5%	6%	5%	3%	3%	3%

Iowa Youth Survey • 2012 State of Iowa Results												
In the past 30 days, on how many days have you: Used prescription medications that were not prescribed for you by your doctor?												
IYS Question B41	6th Grade			8th Grade			11th Grade			All Grades		
	TOTAL	Male	Female	TOTAL	Male	Female	TOTAL	Male	Female	TOTAL	Male	Female
0 days	98%	98%	98%	97%	98%	97%	94%	94%	95%	96%	96%	96%
1 – 2 days	2%	2%	2%	2%	1%	2%	3%	3%	3%	2%	2%	2%
3 – 5 days	0%	0%	0%	0%	0%	0%	1%	1%	1%	0%	0%	1%
6 – 9 days	0%	0%	0%	0%	0%	0%	0%	1%	0%	0%	0%	0%
10 – 19 days	0%	0%	0%	0%	0%	0%	0%	0%	0%	0%	0%	0%
20 – 29 days	0%	0%	0%	0%	0%	0%	0%	0%	0%	0%	0%	0%
30 days	0%	0%	0%	0%	0%	0%	1%	1%	0%	1%	1%	0%
Percent who answered question	97%	97%	98%	99%	98%	99%	99%	99%	99%	98%	98%	98%
Percent reporting use of any prescription drug not prescribed for you in the last 30 days	2%	2%	2%	3%	2%	3%	6%	6%	5%	4%	4%	4%

Iowa Youth Survey • 2012 State of Iowa Results												
In the past 30 days, on how many days have you: Taken steroid pills or shots without a doctor's prescription?												
IYS Question B42	6th Grade			8th Grade			11th Grade			All Grades		
	TOTAL	Male	Female	TOTAL	Male	Female	TOTAL	Male	Female	TOTAL	Male	Female
0 days	99%	99%	99%	99%	99%	99%	98%	98%	99%	99%	99%	99%
1 – 2 days	0%	0%	0%	0%	0%	0%	0%	0%	0%	0%	0%	0%
3 – 5 days	0%	0%	0%	0%	0%	0%	0%	0%	0%	0%	0%	0%
6 – 9 days	0%	0%	0%	0%	0%	0%	0%	0%	0%	0%	0%	0%
10 – 19 days	0%	0%	0%	0%	0%	0%	0%	0%	0%	0%	0%	0%
20 – 29 days	0%	0%	0%	0%	0%	0%	0%	0%	0%	0%	0%	0%
30 days	0%	0%	0%	0%	0%	0%	1%	1%	0%	0%	1%	0%
Percent who answered question	97%	97%	98%	98%	98%	99%	99%	99%	99%	98%	98%	98%
Percent reporting any steroid use in the last 30 days	1%	1%	1%	1%	1%	1%	2%	2%	1%	1%	1%	1%

Iowa Youth Survey • 2012 State of Iowa Results												
In the past 30 days, on how many days have you: Used cocaine (crack, rock, coke [not Coca Cola])?												
IYS Question B43	6th Grade			8th Grade			11th Grade			All Grades		
	TOTAL	Male	Female	TOTAL	Male	Female	TOTAL	Male	Female	TOTAL	Male	Female
0 days	99%	99%	99%	99%	99%	99%	98%	97%	99%	99%	98%	99%
1 – 2 days	0%	1%	0%	0%	0%	0%	0%	1%	0%	0%	0%	0%
3 – 5 days	0%	0%	0%	0%	0%	0%	0%	0%	0%	0%	0%	0%
6 – 9 days	0%	0%	0%	0%	0%	0%	0%	0%	0%	0%	0%	0%
10 – 19 days	0%	0%	0%	0%	0%	0%	0%	0%	0%	0%	0%	0%
20 – 29 days	0%	0%	0%	0%	0%	0%	0%	0%	0%	0%	0%	0%
30 days	0%	0%	0%	0%	1%	0%	1%	2%	0%	0%	1%	0%
Percent who answered question	97%	96%	97%	98%	98%	99%	99%	98%	99%	98%	98%	98%
Percent reporting any cocaine use in the last 30 days	1%	1%	1%	1%	1%	1%	2%	3%	1%	1%	2%	1%

Iowa Youth Survey • 2012 State of Iowa Results												
In the past 30 days, on how many days have you: Used methamphetamines (crank)?												
IYS Question B44	6th Grade			8th Grade			11th Grade			All Grades		
	TOTAL	Male	Female	TOTAL	Male	Female	TOTAL	Male	Female	TOTAL	Male	Female
0 days	100%	99%	100%	99%	99%	100%	99%	98%	99%	99%	99%	99%
1 – 2 days	0%	0%	0%	0%	0%	0%	0%	0%	0%	0%	0%	0%
3 – 5 days	0%	0%	0%	0%	0%	0%	0%	0%	0%	0%	0%	0%
6 – 9 days	0%	0%	0%	0%	0%	0%	0%	0%	0%	0%	0%	0%
10 – 19 days	0%	0%	0%	0%	0%	0%	0%	0%	0%	0%	0%	0%
20 – 29 days	0%	0%	0%	0%	0%	0%	0%	0%	0%	0%	0%	0%
30 days	0%	0%	0%	0%	0%	0%	1%	1%	0%	0%	1%	0%
Percent who answered question	96%	96%	96%	98%	98%	99%	98%	98%	99%	97%	97%	98%
Percent reporting any methamphetamine use in the last 30 days	0%	1%	0%	1%	1%	0%	1%	2%	1%	1%	1%	1%

Iowa Youth Survey • 2012 State of Iowa Results												
In the past 30 days, on how many days have you: Used amphetamines <u>other than methamphetamines</u> (like stimulants, uppers, speed)?												
IYS Question B45	6th Grade			8th Grade			11th Grade			All Grades		
	TOTAL	Male	Female	TOTAL	Male	Female	TOTAL	Male	Female	TOTAL	Male	Female
0 days	99%	99%	99%	99%	99%	99%	97%	97%	98%	99%	98%	99%
1 – 2 days	0%	1%	0%	0%	0%	0%	1%	1%	1%	1%	1%	0%
3 – 5 days	0%	0%	0%	0%	0%	0%	0%	0%	0%	0%	0%	0%
6 – 9 days	0%	0%	0%	0%	0%	0%	0%	0%	0%	0%	0%	0%
10 – 19 days	0%	0%	0%	0%	0%	0%	0%	0%	0%	0%	0%	0%
20 – 29 days	0%	0%	0%	0%	0%	0%	0%	0%	0%	0%	0%	0%
30 days	0%	0%	0%	0%	1%	0%	1%	2%	0%	1%	1%	0%
Percent who answered question	95%	95%	96%	98%	98%	98%	98%	98%	99%	97%	97%	98%
Percent reporting any amphetamine use in the last 30 days	1%	1%	1%	1%	1%	1%	3%	3%	2%	1%	2%	1%

Iowa Youth Survey • 2012 State of Iowa Results												
How old were you when you first tried sniffing glue, breathing the contents of aerosol spray cans, inhaling any other gases or spray in order to get high?												
IYS Question B46	6th Grade			8th Grade			11th Grade			All Grades		
	TOTAL	Male	Female	TOTAL	Male	Female	TOTAL	Male	Female	TOTAL	Male	Female
Never	91%	90%	91%	92%	92%	93%	94%	93%	95%	92%	92%	93%
8 or Younger	6%	7%	6%	3%	3%	2%	2%	3%	1%	4%	4%	3%
9 or 10	2%	2%	2%	1%	1%	1%	1%	1%	0%	1%	1%	1%
11 or 12	1%	1%	1%	2%	2%	2%	1%	1%	1%	1%	1%	1%
13 or 14	0%	0%	0%	1%	1%	1%	1%	1%	1%	1%	1%	1%
15 or 16	0%	0%	0%	0%	0%	0%	1%	1%	1%	0%	0%	0%
17 or Older	0%	0%	0%	0%	0%	0%	0%	0%	0%	0%	0%	0%
Percent who answered question	98%	98%	98%	99%	99%	99%	99%	99%	99%	98%	99%	99%

Iowa Youth Survey • 2012 State of Iowa Results												
Have you ever bet or gambled for money or possessions?												
IYS Question B47	6th Grade			8th Grade			11th Grade			All Grades		
	TOTAL	Male	Female	TOTAL	Male	Female	TOTAL	Male	Female	TOTAL	Male	Female
Yes	20%	28%	12%	30%	42%	18%	30%	47%	13%	27%	39%	14%
No	80%	72%	88%	70%	58%	82%	70%	53%	87%	73%	61%	86%
Percent who answered question	98%	98%	98%	99%	99%	99%	99%	99%	99%	99%	99%	99%

Note: Question B47 served as a skip question. If a respondent answered “No” to question B47, he or she was skipped to question B57 and null responses (those representing no gambling) were inserted into the data set for all questions in between.

Iowa Youth Survey • 2012 State of Iowa Results												
During the past 12 months how many times have you bet or gambled for money or possessions in any of the following ways: Sports?												
IYS Question B48	6th Grade			8th Grade			11th Grade			All Grades		
	TOTAL	Male	Female	TOTAL	Male	Female	TOTAL	Male	Female	TOTAL	Male	Female
0 times	91%	86%	96%	85%	77%	93%	85%	74%	95%	87%	79%	95%
1 – 3 times	7%	10%	3%	12%	17%	6%	11%	19%	4%	10%	15%	4%
4 – 9 times	1%	2%	0%	2%	3%	1%	2%	3%	0%	2%	3%	0%
10 or more times	1%	2%	0%	2%	3%	0%	2%	4%	1%	2%	3%	0%
Percent who answered question	98%	98%	99%	99%	99%	99%	99%	98%	99%	99%	98%	99%

Iowa Youth Survey • 2012 State of Iowa Results												
During the past 12 months how many times have you bet or gambled for money or possessions in any of the following ways: Card games with friends or family?												
IYS Question B49	6th Grade			8th Grade			11th Grade			All Grades		
	TOTAL	Male	Female	TOTAL	Male	Female	TOTAL	Male	Female	TOTAL	Male	Female
0 times	89%	85%	93%	82%	77%	89%	83%	73%	92%	85%	78%	91%
1 – 3 times	8%	11%	5%	13%	17%	9%	13%	19%	6%	11%	15%	7%
4 – 9 times	2%	2%	1%	2%	3%	2%	2%	4%	1%	2%	3%	1%
10 or more times	1%	2%	1%	2%	3%	1%	2%	4%	1%	2%	3%	1%
Percent who answered question	98%	98%	99%	99%	98%	99%	99%	98%	99%	99%	98%	99%

Iowa Youth Survey • 2012 State of Iowa Results												
During the past 12 months how many times have you bet or gambled for money or possessions in any of the following ways: Internet?												
IYS Question B50	6th Grade			8th Grade			11th Grade			All Grades		
	TOTAL	Male	Female	TOTAL	Male	Female	TOTAL	Male	Female	TOTAL	Male	Female
0 times	97%	96%	98%	96%	95%	98%	97%	95%	99%	97%	95%	98%
1 – 3 times	1%	2%	1%	2%	3%	1%	2%	3%	1%	2%	3%	1%
4 – 9 times	0%	0%	0%	1%	1%	0%	0%	1%	0%	0%	1%	0%
10 or more times	1%	1%	1%	1%	2%	0%	1%	2%	0%	1%	2%	0%
Percent who answered question	98%	97%	98%	98%	98%	99%	98%	97%	99%	98%	97%	99%

Iowa Youth Survey • 2012 State of Iowa Results												
During the past 12 months how many times have you bet or gambled for money or possessions in any of the following ways: Personal skill games such as pool, bowling, or dominoes?												
IYS Question B51	6th Grade			8th Grade			11th Grade			All Grades		
	TOTAL	Male	Female	TOTAL	Male	Female	TOTAL	Male	Female	TOTAL	Male	Female
0 times	93%	90%	96%	88%	82%	93%	87%	79%	95%	89%	84%	95%
1 – 3 times	5%	7%	3%	9%	13%	5%	9%	15%	4%	8%	12%	4%
4 – 9 times	1%	1%	0%	2%	2%	1%	2%	3%	1%	1%	2%	1%
10 or more times	1%	2%	1%	2%	2%	1%	2%	3%	1%	1%	2%	1%
Percent who answered question	98%	98%	99%	98%	98%	99%	99%	98%	99%	98%	98%	99%

Iowa Youth Survey • 2012 State of Iowa Results												
During the past 12 months how many times have you bet or gambled for money or possessions in any of the following ways: Video or arcade games?												
IYS Question B52	6th Grade			8th Grade			11th Grade			All Grades		
	TOTAL	Male	Female	TOTAL	Male	Female	TOTAL	Male	Female	TOTAL	Male	Female
0 times	92%	88%	97%	90%	84%	96%	91%	84%	98%	91%	86%	97%
1 – 3 times	5%	7%	2%	7%	11%	3%	6%	11%	2%	6%	10%	2%
4 – 9 times	1%	2%	0%	1%	2%	1%	1%	2%	0%	1%	2%	0%
10 or more times	2%	3%	0%	2%	3%	0%	2%	3%	0%	2%	3%	0%
Percent who answered question	98%	98%	99%	98%	98%	99%	98%	98%	99%	98%	98%	99%

Iowa Youth Survey • 2012 State of Iowa Results												
During the past 12 months how many times have you bet or gambled for money or possessions in any of the following ways: Dice games?												
IYS Question B53	6th Grade			8th Grade			11th Grade			All Grades		
	TOTAL	Male	Female	TOTAL	Male	Female	TOTAL	Male	Female	TOTAL	Male	Female
0 times	96%	95%	97%	95%	93%	97%	96%	93%	98%	96%	94%	98%
1 – 3 times	3%	4%	2%	3%	4%	2%	2%	4%	1%	3%	4%	2%
4 – 9 times	1%	1%	0%	1%	1%	0%	1%	1%	0%	1%	1%	0%
10 or more times	1%	1%	0%	1%	1%	0%	1%	2%	0%	1%	1%	0%
Percent who answered question	98%	98%	99%	98%	98%	99%	98%	98%	99%	98%	98%	99%

Iowa Youth Survey • 2012 State of Iowa Results												
During the past 12 months how many times have you bet or gambled for money or possessions in any of the following ways: Lottery scratch off tickets or numbers?												
IYS Question B54	6th Grade			8th Grade			11th Grade			All Grades		
	TOTAL	Male	Female	TOTAL	Male	Female	TOTAL	Male	Female	TOTAL	Male	Female
0 times	96%	95%	98%	94%	92%	96%	94%	91%	97%	95%	93%	97%
1 – 3 times	3%	3%	2%	4%	5%	3%	4%	5%	2%	3%	4%	2%
4 – 9 times	1%	1%	0%	1%	1%	1%	1%	1%	1%	1%	1%	0%
10 or more times	1%	1%	1%	1%	2%	1%	1%	2%	1%	1%	2%	1%
Percent who answered question	98%	98%	99%	98%	98%	99%	98%	98%	99%	98%	98%	99%

Iowa Youth Survey • 2012 State of Iowa Results												
In the past 12 months, what is the largest amount of money you have won or lost in a single day while gambling (betting)?												
IYS Question B55	6th Grade			8th Grade			11th Grade			All Grades		
	TOTAL	Male	Female	TOTAL	Male	Female	TOTAL	Male	Female	TOTAL	Male	Female
I have never gambled	80%	73%	88%	70%	59%	82%	70%	54%	87%	74%	62%	86%
Under \$10	13%	17%	9%	18%	24%	13%	17%	24%	9%	16%	22%	10%
\$11 – \$25	3%	5%	1%	5%	8%	3%	6%	10%	2%	5%	7%	2%
\$26 – \$50	2%	2%	1%	3%	4%	1%	3%	5%	1%	2%	4%	1%
\$51 – \$100	1%	1%	0%	1%	2%	1%	1%	3%	0%	1%	2%	0%
More than \$100	1%	2%	0%	2%	3%	1%	3%	5%	1%	2%	3%	1%
Percent who answered question	98%	98%	98%	98%	98%	99%	99%	98%	99%	98%	98%	98%

Note: The response option "I have never gambled" was not a response option available to respondents as they completed this survey. It was logically assigned by the preceding skip out question B47.

Iowa Youth Survey • 2012 State of Iowa Results												
In the past 12 months, have you argued with family, friends, or others because of your gambling (betting)?												
IYS Question B56	6th Grade			8th Grade			11th Grade			All Grades		
	TOTAL	Male	Female	TOTAL	Male	Female	TOTAL	Male	Female	TOTAL	Male	Female
Yes	3%	4%	2%	3%	4%	2%	2%	4%	1%	3%	4%	1%
No	97%	96%	98%	97%	96%	98%	98%	96%	99%	97%	96%	99%
Percent who answered question	98%	98%	99%	99%	99%	99%	99%	99%	99%	99%	99%	99%

Iowa Youth Survey • 2012 State of Iowa Results												
About how often during the past 30 days did you feel nervous?												
IYS Question B57	6th Grade			8th Grade			11th Grade			All Grades		
	TOTAL	Male	Female	TOTAL	Male	Female	TOTAL	Male	Female	TOTAL	Male	Female
All of the time	3%	2%	3%	3%	3%	4%	4%	4%	4%	3%	3%	4%
Most of the time	5%	4%	6%	6%	4%	9%	8%	5%	11%	6%	4%	8%
Some of the time	15%	13%	17%	18%	15%	21%	25%	20%	29%	19%	16%	22%
A little	36%	36%	37%	36%	36%	36%	35%	35%	35%	36%	35%	36%
None	25%	30%	20%	23%	31%	16%	20%	28%	12%	23%	30%	16%
I don't know or I am not sure	16%	15%	17%	13%	12%	14%	9%	8%	9%	13%	12%	14%
Percent who answered question	98%	99%	99%	99%	99%	99%	99%	99%	99%	99%	99%	99%

Iowa Youth Survey • 2012 State of Iowa Results												
During the past 30 days, about how often did you feel worthless?												
IYS Question B58	6th Grade			8th Grade			11th Grade			All Grades		
	TOTAL	Male	Female	TOTAL	Male	Female	TOTAL	Male	Female	TOTAL	Male	Female
All of the time	3%	3%	3%	4%	3%	6%	5%	4%	6%	4%	3%	5%
Most of the time	5%	4%	5%	6%	4%	9%	7%	5%	9%	6%	4%	8%
Some of the time	9%	9%	10%	11%	8%	14%	14%	10%	18%	11%	9%	14%
A little	20%	19%	21%	20%	17%	22%	22%	19%	25%	20%	18%	23%
None	54%	57%	50%	51%	61%	41%	47%	57%	37%	51%	58%	43%
I don't know or I am not sure	9%	8%	11%	8%	6%	9%	6%	5%	6%	8%	7%	9%
Percent who answered question	98%	98%	98%	99%	99%	99%	99%	99%	99%	99%	98%	99%

Iowa Youth Survey • 2012 State of Iowa Results												
Does your doctor want you to take medicine because you feel restless, nervous, or sad?												
IYS Question B59	6th Grade			8th Grade			11th Grade			All Grades		
	TOTAL	Male	Female	TOTAL	Male	Female	TOTAL	Male	Female	TOTAL	Male	Female
Yes	4%	4%	3%	5%	4%	6%	8%	6%	11%	6%	5%	6%
No	83%	83%	84%	84%	86%	81%	80%	84%	76%	82%	84%	80%
Don't know/not sure	13%	13%	13%	11%	10%	13%	12%	10%	13%	12%	11%	13%
Percent who answered question	98%	98%	98%	99%	99%	99%	99%	99%	99%	99%	99%	99%

Iowa Youth Survey • 2012 State of Iowa Results												
During the past 12 months, did you ever feel so sad or hopeless almost every day for 2 weeks or more in a row that you stopped doing some usual activities?												
IYS Question B60	6th Grade			8th Grade			11th Grade			All Grades		
	TOTAL	Male	Female	TOTAL	Male	Female	TOTAL	Male	Female	TOTAL	Male	Female
Yes	12%	11%	14%	15%	10%	21%	20%	14%	27%	16%	11%	20%
No	88%	89%	86%	85%	90%	79%	80%	86%	73%	84%	89%	80%
Percent who answered question	98%	98%	98%	99%	99%	99%	99%	99%	99%	98%	98%	99%

Iowa Youth Survey • 2012 State of Iowa Results												
During the past 12 months, have you seriously thought about killing yourself?												
IYS Question B61	6th Grade			8th Grade			11th Grade			All Grades		
	TOTAL	Male	Female	TOTAL	Male	Female	TOTAL	Male	Female	TOTAL	Male	Female
Yes	9%	8%	10%	14%	9%	19%	15%	12%	19%	13%	10%	16%
No	91%	92%	90%	86%	91%	81%	85%	88%	81%	87%	90%	84%
Percent who answered question	98%	98%	98%	98%	98%	98%	99%	99%	99%	98%	98%	98%

Note: Question B61 served as a skip question. If a respondent answered “No” to question B61, he or she was skipped to question C1 and “No” responses were inserted into the data set for all questions in between.

Iowa Youth Survey • 2012 State of Iowa Results												
During the past 12 months, have you made a plan about how you would kill yourself?												
IYS Question B62	6th Grade			8th Grade			11th Grade			All Grades		
	TOTAL	Male	Female	TOTAL	Male	Female	TOTAL	Male	Female	TOTAL	Male	Female
Yes	4%	4%	4%	8%	5%	11%	8%	6%	10%	7%	5%	8%
No	96%	96%	96%	92%	95%	89%	92%	94%	90%	93%	95%	92%
Percent who answered question	98%	98%	98%	99%	99%	99%	99%	99%	99%	99%	99%	99%

Note: Question B62 served as a skip question. If a respondent answered “No” to question B62, he or she was skipped to question C1 and “No” responses were inserted into the data set for questions B63 and B64. The applied skip logic may result in under-reporting for questions B63 and B64, as some suicide attempts may occur without a plan.

Iowa Youth Survey • 2012 State of Iowa Results												
During the past 12 months, have you tried to kill yourself?												
IYS Question B63	6th Grade			8th Grade			11th Grade			All Grades		
	TOTAL	Male	Female	TOTAL	Male	Female	TOTAL	Male	Female	TOTAL	Male	Female
Yes	1%	1%	2%	4%	2%	5%	3%	3%	4%	3%	2%	4%
No	99%	99%	98%	96%	98%	95%	97%	97%	96%	97%	98%	96%
Percent who answered question	98%	98%	99%	99%	99%	99%	99%	99%	99%	99%	99%	99%

Note: Question B63 served as a skip question. If a respondent answered “No” to question B63, he or she was skipped to question C1 and a “No” response was inserted into the data set for question B64.

Iowa Youth Survey • 2012 State of Iowa Results												
If you attempted to kill yourself during the past 12 months, did any attempt result in an injury, poisoning, or overdose that had to be treated by a doctor or nurse?												
IYS Question B64	6th Grade			8th Grade			11th Grade			All Grades		
	TOTAL	Male	Female	TOTAL	Male	Female	TOTAL	Male	Female	TOTAL	Male	Female
Yes	0%	0%	1%	1%	1%	2%	1%	1%	1%	1%	1%	1%
No	100%	100%	99%	99%	99%	98%	99%	99%	99%	99%	99%	99%
Percent who answered question	98%	99%	99%	99%	99%	99%	99%	99%	99%	99%	99%	99%

Section C. My Beliefs and Attitudes

Iowa Youth Survey • 2012 State of Iowa Results												
How much do you agree or disagree that each of the following statements is true: It is important to help others.												
IYS Question C1	6th Grade			8th Grade			11th Grade			All Grades		
	TOTAL	Male	Female	TOTAL	Male	Female	TOTAL	Male	Female	TOTAL	Male	Female
Strongly Agree	68%	64%	72%	59%	54%	65%	58%	52%	65%	62%	57%	67%
Agree	31%	34%	27%	38%	42%	34%	39%	44%	34%	36%	40%	32%
Disagree	1%	1%	1%	1%	2%	1%	1%	2%	1%	1%	2%	1%
Strongly Disagree	1%	1%	0%	1%	1%	0%	1%	2%	0%	1%	1%	0%
Percent who answered question	98%	98%	99%	99%	99%	99%	99%	99%	99%	99%	99%	99%

Iowa Youth Survey • 2012 State of Iowa Results												
How much do you agree or disagree that each of the following statements is true: I care about other peoples' feelings.												
IYS Question C2	6th Grade			8th Grade			11th Grade			All Grades		
	TOTAL	Male	Female	TOTAL	Male	Female	TOTAL	Male	Female	TOTAL	Male	Female
Strongly Agree	53%	45%	60%	49%	42%	57%	48%	40%	56%	50%	42%	58%
Agree	44%	49%	38%	46%	52%	41%	46%	52%	40%	45%	51%	40%
Disagree	3%	4%	1%	4%	5%	2%	4%	6%	2%	3%	5%	2%
Strongly Disagree	1%	1%	1%	1%	2%	1%	2%	2%	1%	1%	2%	1%
Percent who answered question	98%	97%	98%	99%	99%	99%	99%	99%	99%	98%	98%	99%

Iowa Youth Survey • 2012 State of Iowa Results												
How much do you agree or disagree that each of the following statements is true: I feel sorry for people who have things stolen or damaged.												
IYS Question C3	6th Grade			8th Grade			11th Grade			All Grades		
	TOTAL	Male	Female	TOTAL	Male	Female	TOTAL	Male	Female	TOTAL	Male	Female
Strongly Agree	57%	54%	59%	43%	41%	45%	36%	33%	39%	45%	43%	48%
Agree	37%	38%	35%	48%	48%	48%	54%	54%	53%	46%	46%	45%
Disagree	5%	5%	4%	7%	9%	6%	8%	9%	6%	7%	8%	6%
Strongly Disagree	2%	2%	2%	2%	3%	2%	2%	3%	1%	2%	3%	2%
Percent who answered question	98%	97%	98%	98%	98%	99%	98%	98%	99%	98%	98%	98%

Iowa Youth Survey • 2012 State of Iowa Results												
How much do you agree or disagree that each of the following statements is true: I am accepting of those different than myself (racially, culturally, socio-economically).												
IYS Question C4	6th Grade			8th Grade			11th Grade			All Grades		
	TOTAL	Male	Female	TOTAL	Male	Female	TOTAL	Male	Female	TOTAL	Male	Female
Strongly Agree	58%	54%	63%	60%	54%	66%	55%	47%	64%	58%	51%	64%
Agree	35%	38%	32%	35%	40%	31%	39%	45%	34%	37%	41%	32%
Disagree	5%	6%	4%	3%	4%	2%	4%	5%	2%	4%	5%	3%
Strongly Disagree	2%	2%	1%	1%	2%	1%	2%	3%	1%	2%	2%	1%
Percent who answered question	94%	94%	94%	98%	98%	98%	98%	98%	99%	97%	97%	97%

Iowa Youth Survey • 2012 State of Iowa Results												
How much do you agree or disagree that each of the following statements is true: It is wrong to discriminate against someone because of her/his race, appearance, culture, religion, etc.												
IYS Question C5	6th Grade			8th Grade			11th Grade			All Grades		
	TOTAL	Male	Female	TOTAL	Male	Female	TOTAL	Male	Female	TOTAL	Male	Female
Strongly Agree	77%	74%	81%	75%	68%	82%	67%	56%	78%	73%	66%	80%
Agree	17%	20%	14%	21%	26%	16%	27%	35%	20%	22%	27%	17%
Disagree	3%	3%	2%	2%	3%	1%	3%	5%	1%	3%	4%	2%
Strongly Disagree	3%	3%	3%	2%	2%	1%	2%	4%	1%	2%	3%	2%
Percent who answered question	96%	96%	97%	98%	98%	99%	99%	98%	99%	98%	98%	98%

Iowa Youth Survey • 2012 State of Iowa Results												
How much do you agree or disagree that each of the following statements is true: I can say "no" when someone wants me to do things I know are wrong or dangerous.												
IYS Question C6	6th Grade			8th Grade			11th Grade			All Grades		
	TOTAL	Male	Female	TOTAL	Male	Female	TOTAL	Male	Female	TOTAL	Male	Female
Strongly Agree	76%	74%	79%	65%	64%	67%	56%	54%	59%	66%	64%	69%
Agree	19%	21%	17%	28%	30%	27%	37%	39%	35%	28%	29%	26%
Disagree	3%	3%	2%	4%	4%	4%	5%	5%	5%	4%	4%	4%
Strongly Disagree	2%	2%	2%	2%	2%	2%	2%	3%	1%	2%	2%	2%
Percent who answered question	97%	97%	98%	98%	98%	99%	99%	99%	99%	98%	98%	98%

Iowa Youth Survey • 2012 State of Iowa Results												
How much do you agree or disagree that each of the following statements is true: I feel I do not have much to be proud of.												
IYS Question C7	6th Grade			8th Grade			11th Grade			All Grades		
	TOTAL	Male	Female	TOTAL	Male	Female	TOTAL	Male	Female	TOTAL	Male	Female
Strongly Agree	11%	11%	11%	12%	12%	12%	10%	10%	10%	11%	11%	11%
Agree	15%	15%	15%	17%	15%	18%	18%	17%	19%	16%	16%	17%
Disagree	29%	28%	30%	31%	29%	33%	36%	35%	37%	32%	31%	33%
Strongly Disagree	45%	46%	44%	40%	43%	37%	36%	38%	33%	40%	42%	38%
Percent who answered question	95%	95%	95%	97%	97%	97%	98%	98%	98%	96%	97%	97%

Iowa Youth Survey • 2012 State of Iowa Results												
How much do you agree or disagree that each of the following statements is true: Violence is the worst way to solve problems.												
IYS Question C8	6th Grade			8th Grade			11th Grade			All Grades		
	TOTAL	Male	Female	TOTAL	Male	Female	TOTAL	Male	Female	TOTAL	Male	Female
Strongly Agree	58%	49%	67%	39%	29%	50%	32%	20%	43%	43%	33%	54%
Agree	27%	32%	22%	37%	39%	34%	42%	41%	42%	35%	37%	32%
Disagree	8%	12%	5%	17%	23%	11%	20%	29%	11%	15%	21%	9%
Strongly Disagree	7%	7%	6%	7%	9%	5%	7%	10%	4%	7%	9%	5%
Percent who answered question	97%	97%	97%	98%	98%	98%	98%	98%	99%	98%	98%	98%

Iowa Youth Survey • 2012 State of Iowa Results												
How much do you think you risk harming yourself (physically or otherwise) if you: Drink 3 or more drinks (glasses, cans or bottles of beer; glasses of wine, liquor or mixed drinks) of alcohol nearly every day?												
IYS Question C9	6th Grade			8th Grade			11th Grade			All Grades		
	TOTAL	Male	Female	TOTAL	Male	Female	TOTAL	Male	Female	TOTAL	Male	Female
Great Risk	58%	57%	59%	62%	59%	64%	53%	46%	59%	58%	55%	61%
Moderate Risk	12%	13%	11%	17%	17%	16%	22%	24%	21%	17%	18%	16%
Slight Risk	4%	4%	3%	6%	7%	6%	12%	15%	9%	7%	9%	6%
No Risk	20%	19%	21%	11%	12%	11%	10%	12%	8%	14%	15%	13%
Don't Know	6%	7%	6%	4%	4%	3%	3%	3%	2%	4%	5%	4%
Percent who answered question	95%	95%	95%	97%	97%	98%	98%	98%	98%	97%	97%	97%

Iowa Youth Survey • 2012 State of Iowa Results												
How much do you think you risk harming yourself (physically or otherwise) if you: Smoke cigarettes every day?												
IYS Question C10	6th Grade			8th Grade			11th Grade			All Grades		
	TOTAL	Male	Female	TOTAL	Male	Female	TOTAL	Male	Female	TOTAL	Male	Female
Great Risk	63%	63%	63%	71%	70%	72%	69%	66%	73%	68%	66%	69%
Moderate Risk	10%	10%	9%	12%	11%	12%	15%	16%	13%	12%	12%	11%
Slight Risk	2%	2%	2%	3%	3%	3%	5%	6%	5%	4%	4%	3%
No Risk	21%	20%	22%	11%	12%	10%	8%	9%	8%	13%	14%	13%
Don't Know	5%	5%	4%	3%	3%	3%	3%	3%	2%	3%	4%	3%
Percent who answered question	95%	95%	95%	97%	97%	98%	98%	98%	98%	97%	97%	97%

Iowa Youth Survey • 2012 State of Iowa Results												
How much do you think you risk harming yourself (physically or otherwise) if you: Smoke marijuana more than once a week?												
IYS Question C11	6th Grade			8th Grade			11th Grade			All Grades		
	TOTAL	Male	Female	TOTAL	Male	Female	TOTAL	Male	Female	TOTAL	Male	Female
Great Risk	61%	61%	61%	64%	62%	67%	45%	39%	51%	57%	54%	60%
Moderate Risk	9%	10%	9%	12%	13%	12%	17%	17%	17%	13%	13%	13%
Slight Risk	2%	3%	2%	6%	6%	5%	13%	14%	12%	7%	8%	6%
No Risk	21%	21%	22%	14%	15%	13%	21%	26%	17%	19%	20%	17%
Don't Know	6%	6%	6%	4%	4%	3%	3%	4%	2%	4%	5%	4%
Percent who answered question	94%	94%	95%	97%	97%	97%	98%	98%	98%	96%	96%	97%

Iowa Youth Survey • 2012 State of Iowa Results												
How much do you think you risk harming yourself (physically or otherwise) if you: Take methamphetamines (crank) once a week?												
IYS Question C12	6th Grade			8th Grade			11th Grade			All Grades		
	TOTAL	Male	Female	TOTAL	Male	Female	TOTAL	Male	Female	TOTAL	Male	Female
Great Risk	57%	57%	56%	71%	71%	71%	78%	76%	79%	68%	68%	69%
Moderate Risk	11%	11%	10%	11%	10%	12%	9%	9%	9%	10%	10%	10%
Slight Risk	2%	3%	2%	2%	2%	2%	2%	2%	2%	2%	2%	2%
No Risk	21%	20%	22%	11%	12%	10%	8%	8%	7%	13%	13%	13%
Don't Know	9%	9%	9%	5%	5%	4%	4%	5%	3%	6%	6%	6%
Percent who answered question	94%	94%	94%	97%	97%	97%	98%	98%	98%	96%	96%	96%

Iowa Youth Survey • 2012 State of Iowa Results												
How much do you think you risk harming yourself (physically or otherwise) if you: Take cocaine once a week?												
IYS Question C13	6th Grade			8th Grade			11th Grade			All Grades		
	TOTAL	Male	Female	TOTAL	Male	Female	TOTAL	Male	Female	TOTAL	Male	Female
Great Risk	57%	58%	56%	71%	71%	71%	77%	76%	79%	68%	68%	68%
Moderate Risk	12%	12%	12%	12%	11%	13%	10%	10%	10%	11%	11%	12%
Slight Risk	3%	3%	3%	2%	2%	3%	2%	2%	2%	2%	2%	2%
No Risk	21%	20%	22%	11%	12%	11%	8%	8%	7%	13%	13%	13%
Don't Know	7%	7%	7%	4%	4%	4%	3%	4%	3%	5%	5%	5%
Percent who answered question	94%	94%	94%	97%	97%	97%	98%	98%	98%	96%	96%	97%

Iowa Youth Survey • 2012 State of Iowa Results												
How much do you think you risk harming yourself (physically or otherwise) if you: Take amphetamines other than methamphetamines (like stimulants, uppers, speed) once a week?												
IYS Question C14	6th Grade			8th Grade			11th Grade			All Grades		
	TOTAL	Male	Female	TOTAL	Male	Female	TOTAL	Male	Female	TOTAL	Male	Female
Great Risk	54%	54%	54%	68%	68%	69%	74%	72%	76%	66%	65%	66%
Moderate Risk	12%	13%	11%	12%	12%	13%	11%	11%	11%	12%	12%	12%
Slight Risk	3%	3%	3%	3%	3%	3%	3%	3%	2%	3%	3%	3%
No Risk	21%	20%	22%	11%	12%	11%	8%	9%	7%	13%	13%	13%
Don't Know	10%	10%	10%	5%	6%	5%	4%	5%	3%	6%	7%	6%
Percent who answered question	94%	94%	94%	97%	97%	97%	98%	98%	98%	96%	96%	96%

Iowa Youth Survey • 2012 State of Iowa Results												
How much do you think you risk harming yourself (physically or otherwise) if you: Use any other illegal drug once a week?												
IYS Question C15	6th Grade			8th Grade			11th Grade			All Grades		
	TOTAL	Male	Female	TOTAL	Male	Female	TOTAL	Male	Female	TOTAL	Male	Female
Great Risk	60%	60%	60%	68%	68%	69%	66%	63%	70%	65%	64%	66%
Moderate Risk	11%	11%	11%	13%	13%	14%	17%	17%	16%	14%	14%	14%
Slight Risk	2%	3%	2%	3%	3%	4%	5%	5%	4%	3%	3%	3%
No Risk	21%	20%	22%	11%	12%	11%	8%	9%	7%	13%	14%	13%
Don't Know	6%	6%	5%	4%	5%	3%	4%	5%	3%	5%	5%	4%
Percent who answered question	95%	94%	95%	97%	97%	97%	98%	98%	98%	97%	96%	97%

Iowa Youth Survey • 2012 State of Iowa Results												
How much do you think you risk harming yourself (physically or otherwise) if you: Use over the counter medications different from the directions?												
IYS Question C16	6th Grade			8th Grade			11th Grade			All Grades		
	TOTAL	Male	Female	TOTAL	Male	Female	TOTAL	Male	Female	TOTAL	Male	Female
Great Risk	54%	55%	53%	63%	63%	63%	59%	57%	61%	59%	58%	59%
Moderate Risk	14%	14%	14%	17%	16%	18%	22%	22%	22%	17%	17%	18%
Slight Risk	4%	4%	5%	5%	5%	6%	8%	8%	8%	6%	6%	6%
No Risk	21%	20%	21%	11%	12%	11%	8%	9%	7%	13%	14%	13%
Don't Know	7%	7%	6%	4%	4%	3%	3%	4%	3%	5%	5%	4%
Percent who answered question	94%	94%	94%	97%	97%	97%	98%	98%	98%	96%	96%	97%

Iowa Youth Survey • 2012 State of Iowa Results												
How much do you think you risk harming yourself (physically or otherwise) if you: Use prescription medication (that were prescribed for you by your doctor) different from the directions?												
IYS Question C17	6th Grade			8th Grade			11th Grade			All Grades		
	TOTAL	Male	Female	TOTAL	Male	Female	TOTAL	Male	Female	TOTAL	Male	Female
Great Risk	48%	48%	48%	61%	60%	61%	59%	57%	61%	56%	55%	57%
Moderate Risk	15%	15%	15%	17%	16%	18%	21%	21%	21%	18%	17%	18%
Slight Risk	6%	6%	6%	6%	6%	6%	8%	8%	7%	7%	7%	6%
No Risk	22%	22%	23%	12%	13%	11%	9%	10%	8%	15%	15%	14%
Don't Know	8%	8%	8%	4%	5%	4%	3%	4%	3%	5%	6%	5%
Percent who answered question	94%	94%	94%	97%	97%	97%	98%	98%	98%	96%	96%	97%

Iowa Youth Survey • 2012 State of Iowa Results												
How much do you think you risk harming yourself (physically or otherwise) if you: Use medication prescribed for someone else?												
IYS Question C18	6th Grade			8th Grade			11th Grade			All Grades		
	TOTAL	Male	Female	TOTAL	Male	Female	TOTAL	Male	Female	TOTAL	Male	Female
Great Risk	58%	58%	58%	66%	66%	65%	62%	60%	64%	62%	61%	62%
Moderate Risk	12%	13%	12%	15%	14%	16%	20%	20%	19%	16%	15%	16%
Slight Risk	3%	3%	3%	5%	4%	5%	7%	7%	7%	5%	5%	5%
No Risk	20%	19%	21%	11%	12%	11%	8%	9%	7%	13%	13%	13%
Don't Know	6%	6%	5%	4%	4%	3%	3%	4%	2%	4%	5%	4%
Percent who answered question	94%	94%	94%	97%	97%	97%	98%	98%	98%	96%	96%	97%

Section D. Peer Questions

Iowa Youth Survey • 2012 State of Iowa Results												
Would you be more or less popular (respected or cool) with the other students in your school if you: Smoked cigarettes?												
IYS Question D1	6th Grade			8th Grade			11th Grade			All Grades		
	TOTAL	Male	Female	TOTAL	Male	Female	TOTAL	Male	Female	TOTAL	Male	Female
A Lot More Popular	2%	2%	2%	2%	2%	2%	2%	3%	2%	2%	2%	2%
More Popular	3%	3%	3%	5%	4%	5%	6%	5%	7%	5%	4%	5%
Less Popular	14%	14%	13%	20%	20%	21%	23%	22%	24%	19%	19%	19%
A Lot Less Popular	58%	56%	60%	50%	49%	51%	30%	30%	29%	46%	45%	47%
Wouldn't Change My Popularity	24%	24%	22%	23%	25%	22%	39%	40%	38%	28%	29%	27%
Percent who answered question	96%	96%	96%	98%	98%	98%	98%	98%	99%	97%	97%	98%

Iowa Youth Survey • 2012 State of Iowa Results												
Would you be more or less popular (respected or cool) with the other students in your school if you: Drank alcoholic beverages?												
IYS Question D2	6th Grade			8th Grade			11th Grade			All Grades		
	TOTAL	Male	Female	TOTAL	Male	Female	TOTAL	Male	Female	TOTAL	Male	Female
A Lot More Popular	2%	2%	2%	3%	3%	3%	9%	8%	10%	5%	4%	5%
More Popular	5%	4%	5%	9%	8%	10%	25%	23%	28%	13%	11%	14%
Less Popular	15%	16%	14%	21%	21%	22%	12%	12%	12%	16%	17%	16%
A Lot Less Popular	55%	53%	57%	41%	41%	41%	10%	11%	10%	36%	35%	37%
Wouldn't Change My Popularity	23%	25%	22%	25%	27%	24%	44%	47%	41%	31%	33%	28%
Percent who answered question	96%	96%	96%	98%	97%	98%	98%	98%	99%	97%	97%	98%

Iowa Youth Survey • 2012 State of Iowa Results												
Would you be more or less popular (respected or cool) with the other students in your school if you: Smoked marijuana?												
IYS Question D3	6th Grade			8th Grade			11th Grade			All Grades		
	TOTAL	Male	Female	TOTAL	Male	Female	TOTAL	Male	Female	TOTAL	Male	Female
A Lot More Popular	2%	2%	2%	4%	4%	3%	6%	7%	5%	4%	4%	4%
More Popular	3%	3%	3%	6%	5%	6%	13%	12%	14%	7%	7%	7%
Less Popular	11%	11%	11%	16%	16%	16%	17%	17%	18%	15%	15%	15%
A Lot Less Popular	62%	61%	63%	53%	52%	55%	26%	25%	28%	48%	46%	49%
Wouldn't Change My Popularity	22%	23%	21%	21%	23%	20%	38%	40%	35%	27%	28%	25%
Percent who answered question	96%	95%	96%	98%	97%	98%	98%	98%	98%	97%	97%	97%

Iowa Youth Survey • 2012 State of Iowa Results												
Would you be more or less popular (respected or cool) with the other students in your school if you: Used any other illegal drug?												
IYS Question D4	6th Grade			8th Grade			11th Grade			All Grades		
	TOTAL	Male	Female	TOTAL	Male	Female	TOTAL	Male	Female	TOTAL	Male	Female
A Lot More Popular	2%	2%	2%	3%	3%	3%	3%	4%	3%	3%	3%	2%
More Popular	3%	3%	3%	4%	4%	5%	6%	5%	8%	5%	4%	5%
Less Popular	11%	11%	10%	16%	16%	16%	20%	19%	21%	16%	15%	16%
A Lot Less Popular	62%	61%	63%	55%	54%	56%	37%	36%	37%	52%	51%	52%
Wouldn't Change My Popularity	22%	23%	22%	21%	23%	20%	33%	35%	32%	25%	27%	24%
Percent who answered question	95%	95%	96%	97%	97%	98%	98%	98%	98%	97%	97%	97%

Iowa Youth Survey • 2012 State of Iowa Results												
How wrong would most of the students in your school (not just your best friends) feel it would be for you to: Drink beer, wine, or hard liquor (for example: vodka, whiskey, gin)?												
IYS Question D5	6th Grade			8th Grade			11th Grade			All Grades		
	TOTAL	Male	Female	TOTAL	Male	Female	TOTAL	Male	Female	TOTAL	Male	Female
Very Wrong	77%	74%	80%	51%	51%	51%	15%	16%	14%	48%	48%	49%
Wrong	15%	16%	13%	26%	26%	26%	17%	18%	16%	19%	20%	18%
A Little Wrong	4%	4%	3%	13%	12%	14%	29%	27%	30%	15%	14%	16%
Not Wrong At All	1%	2%	1%	5%	5%	4%	32%	30%	33%	12%	12%	12%
Don't Know	4%	4%	3%	5%	6%	4%	8%	9%	6%	6%	6%	5%
Percent who answered question	97%	96%	97%	98%	98%	99%	98%	98%	99%	98%	98%	98%

Iowa Youth Survey • 2012 State of Iowa Results												
How wrong would most of the students in your school (not just your best friends) feel it would be for you to: Smoke cigarettes?												
IYS Question D6	6th Grade			8th Grade			11th Grade			All Grades		
	TOTAL	Male	Female	TOTAL	Male	Female	TOTAL	Male	Female	TOTAL	Male	Female
Very Wrong	78%	76%	81%	61%	61%	60%	29%	30%	28%	57%	56%	57%
Wrong	15%	16%	13%	24%	24%	24%	29%	29%	29%	23%	23%	22%
A Little Wrong	3%	3%	3%	8%	7%	9%	22%	20%	25%	11%	10%	12%
Not Wrong At All	1%	1%	1%	3%	3%	3%	12%	12%	12%	5%	5%	5%
Don't Know	3%	4%	3%	4%	5%	4%	7%	8%	6%	5%	6%	4%
Percent who answered question	96%	96%	97%	98%	98%	98%	98%	98%	98%	98%	97%	98%

Iowa Youth Survey • 2012 State of Iowa Results												
How wrong would most of the students in your school (not just your best friends) feel it would be for you to: Smoke marijuana?												
IYS Question D7	6th Grade			8th Grade			11th Grade			All Grades		
	TOTAL	Male	Female	TOTAL	Male	Female	TOTAL	Male	Female	TOTAL	Male	Female
Very Wrong	87%	85%	89%	69%	68%	70%	33%	32%	34%	64%	62%	65%
Wrong	8%	9%	7%	16%	16%	16%	22%	21%	22%	15%	15%	15%
A Little Wrong	1%	1%	1%	6%	6%	7%	19%	19%	20%	9%	9%	9%
Not Wrong At All	1%	1%	1%	4%	5%	3%	19%	21%	18%	8%	9%	7%
Don't Know	3%	4%	3%	4%	5%	4%	7%	8%	6%	5%	6%	4%
Percent who answered question	96%	96%	97%	98%	97%	98%	98%	98%	98%	97%	97%	98%

Iowa Youth Survey • 2012 State of Iowa Results												
How wrong would most of the students in your school (not just your best friends) feel it would be for you to: Use <u>any</u> illegal drug <u>other than</u> alcohol, cigarettes, or marijuana?												
IYS Question D8	6th Grade			8th Grade			11th Grade			All Grades		
	TOTAL	Male	Female	TOTAL	Male	Female	TOTAL	Male	Female	TOTAL	Male	Female
Very Wrong	87%	86%	89%	73%	73%	74%	49%	50%	48%	70%	70%	71%
Wrong	7%	8%	6%	15%	16%	15%	26%	25%	27%	16%	16%	16%
A Little Wrong	1%	1%	1%	5%	4%	5%	11%	10%	13%	6%	5%	6%
Not Wrong At All	1%	1%	1%	2%	3%	2%	6%	7%	6%	3%	3%	3%
Don't Know	3%	4%	3%	4%	5%	4%	8%	9%	6%	5%	6%	4%
Percent who answered question	96%	96%	97%	98%	98%	98%	98%	98%	98%	97%	97%	98%

Iowa Youth Survey • 2012 State of Iowa Results												
How wrong would most of the students in your school (not just your best friends) feel it would be for you to: Go to a party where kids under 21 were using alcohol?												
IYS Question D9	6th Grade			8th Grade			11th Grade			All Grades		
	TOTAL	Male	Female	TOTAL	Male	Female	TOTAL	Male	Female	TOTAL	Male	Female
Very Wrong	76%	74%	78%	51%	52%	50%	15%	17%	14%	48%	48%	49%
Wrong	14%	15%	13%	24%	24%	25%	16%	18%	15%	18%	19%	18%
A Little Wrong	4%	4%	4%	13%	12%	14%	26%	25%	27%	14%	13%	15%
Not Wrong At all	2%	2%	2%	7%	7%	7%	35%	33%	38%	14%	14%	15%
Don't Know	3%	4%	3%	5%	6%	4%	7%	8%	6%	5%	6%	4%
Percent who answered question	96%	96%	97%	98%	98%	98%	98%	98%	98%	98%	97%	98%

Iowa Youth Survey • 2012 State of Iowa Results												
How wrong would most of the students in your school (not just your best friends) feel it would be for you to: Go to a party where kids were using drugs?												
IYS Question D10	6th Grade			8th Grade			11th Grade			All Grades		
	TOTAL	Male	Female	TOTAL	Male	Female	TOTAL	Male	Female	TOTAL	Male	Female
Very Wrong	84%	82%	85%	65%	66%	65%	32%	33%	30%	61%	61%	61%
Wrong	10%	11%	9%	19%	18%	19%	25%	25%	25%	18%	18%	18%
A Little Wrong	2%	2%	2%	7%	6%	8%	21%	18%	23%	10%	9%	11%
Not Wrong At All	1%	1%	1%	4%	4%	4%	16%	15%	16%	7%	7%	7%
Don't Know	3%	4%	3%	5%	5%	4%	7%	8%	6%	5%	6%	4%
Percent who answered question	96%	96%	97%	98%	98%	98%	98%	98%	98%	97%	97%	98%

Iowa Youth Survey • 2012 State of Iowa Results												
How wrong would most of the students in your school (not just your best friends) feel it would be for you to: Use prescription drugs that were not prescribed for you, or in a way other than the directions?												
IYS Question D11	6th Grade			8th Grade			11th Grade			All Grades		
	TOTAL	Male	Female	TOTAL	Male	Female	TOTAL	Male	Female	TOTAL	Male	Female
Very Wrong	78%	77%	80%	65%	66%	64%	41%	42%	40%	62%	62%	62%
Wrong	14%	14%	13%	21%	20%	22%	28%	27%	28%	21%	20%	21%
A Little Wrong	3%	3%	2%	7%	5%	8%	15%	14%	16%	8%	7%	9%
Not Wrong At All	1%	1%	1%	3%	3%	2%	7%	8%	7%	4%	4%	3%
Don't know	4%	5%	3%	5%	6%	5%	9%	10%	8%	6%	7%	5%
Percent who answered question	96%	96%	97%	98%	98%	98%	98%	98%	99%	97%	97%	98%

Section E. School Questions

Iowa Youth Survey • 2012 State of Iowa Results												
In the <u>past 12 months</u> , how often have you: Carried a gun, knife, club, or other weapon <u>to school</u> ?												
IYS Question E1	6th Grade			8th Grade			11th Grade			All Grades		
	TOTAL	Male	Female	TOTAL	Male	Female	TOTAL	Male	Female	TOTAL	Male	Female
None	98%	97%	99%	96%	94%	98%	93%	89%	98%	96%	93%	98%
1 or 2 times	2%	2%	1%	3%	4%	1%	3%	4%	1%	2%	4%	1%
3 – 5 times	0%	0%	0%	0%	1%	0%	1%	1%	0%	0%	1%	0%
6 or more times	0%	1%	0%	1%	2%	1%	3%	5%	1%	2%	2%	1%
Percent who answered question	97%	97%	98%	98%	98%	99%	98%	98%	99%	98%	98%	98%

Iowa Youth Survey • 2012 State of Iowa Results												
In the <u>past 12 months</u> , how often have you: Used alcohol or other illegal drugs <u>on school property</u> ?												
IYS Question E2	6th Grade			8th Grade			11th Grade			All Grades		
	TOTAL	Male	Female	TOTAL	Male	Female	TOTAL	Male	Female	TOTAL	Male	Female
None	100%	99%	100%	98%	98%	99%	95%	93%	96%	98%	97%	98%
1 or 2 times	0%	0%	0%	1%	1%	1%	3%	3%	3%	1%	1%	1%
3 – 5 times	0%	0%	0%	0%	0%	0%	1%	1%	0%	0%	0%	0%
6 or more times	0%	0%	0%	0%	1%	0%	2%	3%	1%	1%	1%	0%
Percent who answered question	97%	97%	98%	98%	98%	99%	98%	98%	99%	98%	98%	98%

Iowa Youth Survey • 2012 State of Iowa Results												
In the <u>past 12 months</u> , how often have you: Used cigarettes or smokeless tobacco (chewing tobacco, snuff, plug, dipping tobacco, snus, Orbs,) <u>on school property</u> ?												
IYS Question E3	6th Grade			8th Grade			11th Grade			All Grades		
	TOTAL	Male	Female	TOTAL	Male	Female	TOTAL	Male	Female	TOTAL	Male	Female
None	99%	99%	100%	98%	98%	99%	93%	89%	96%	97%	96%	98%
1 or 2 times	0%	0%	0%	1%	1%	1%	3%	4%	2%	1%	2%	1%
3 – 5 times	0%	0%	0%	0%	0%	0%	1%	1%	1%	0%	1%	0%
6 or more times	0%	0%	0%	1%	1%	0%	3%	5%	1%	1%	2%	1%
Percent who answered question	97%	97%	98%	98%	98%	99%	98%	98%	99%	98%	98%	98%

Iowa Youth Survey • 2012 State of Iowa Results												
In the past 12 months, how often have you: Had your things (clothing, books, bike, car) stolen or deliberately damaged <u>on school property</u> ?												
IYS Question E4	6th Grade			8th Grade			11th Grade			All Grades		
	TOTAL	Male	Female	TOTAL	Male	Female	TOTAL	Male	Female	TOTAL	Male	Female
None	85%	84%	86%	78%	77%	79%	81%	78%	84%	81%	80%	83%
1 or 2 times	13%	14%	12%	18%	19%	18%	16%	17%	15%	16%	16%	15%
3 – 5 times	1%	2%	1%	2%	2%	2%	2%	2%	1%	2%	2%	1%
6 or more times	1%	1%	1%	1%	2%	1%	1%	2%	1%	1%	2%	1%
Percent who answered question	97%	97%	98%	98%	98%	99%	99%	98%	99%	98%	98%	98%

Iowa Youth Survey • 2012 State of Iowa Results												
In the past 12 months, how often have you: Been disciplined <u>at school</u> for fighting, theft, or damaging property?												
IYS Question E5	6th Grade			8th Grade			11th Grade			All Grades		
	TOTAL	Male	Female	TOTAL	Male	Female	TOTAL	Male	Female	TOTAL	Male	Female
None	94%	91%	97%	91%	88%	94%	95%	93%	97%	93%	91%	96%
1 or 2 times	5%	7%	2%	7%	9%	4%	4%	5%	3%	5%	7%	3%
3 – 5 times	1%	1%	0%	1%	1%	1%	1%	1%	0%	1%	1%	0%
6 or more times	1%	1%	0%	1%	1%	0%	1%	2%	0%	1%	1%	0%
Percent who answered question	97%	96%	97%	98%	98%	99%	98%	98%	99%	98%	98%	98%

Iowa Youth Survey • 2012 State of Iowa Results												
In the past 12 months, how often have you: Been threatened or injured by someone with a weapon (like a gun, knife, or club) <u>on school property</u> ?												
IYS Question E6	6th Grade			8th Grade			11th Grade			All Grades		
	TOTAL	Male	Female	TOTAL	Male	Female	TOTAL	Male	Female	TOTAL	Male	Female
None	96%	95%	97%	95%	94%	96%	96%	95%	98%	96%	94%	97%
1 or 2 times	3%	4%	2%	4%	4%	3%	2%	3%	2%	3%	4%	2%
3 – 5 times	1%	1%	0%	1%	1%	1%	0%	1%	0%	1%	1%	0%
6 or more times	1%	1%	0%	1%	1%	0%	1%	2%	0%	1%	1%	0%
Percent who answered question	97%	97%	98%	98%	98%	99%	98%	98%	99%	98%	98%	98%

Iowa Youth Survey • 2012 State of Iowa Results												
In the past 12 months, how often have you: Damaged property just for fun (like breaking windows, scratching a car, etc.)?												
IYS Question E7	6th Grade			8th Grade			11th Grade			All Grades		
	TOTAL	Male	Female	TOTAL	Male	Female	TOTAL	Male	Female	TOTAL	Male	Female
None	98%	97%	98%	95%	94%	97%	95%	92%	97%	96%	95%	97%
1 or 2 times	2%	2%	1%	3%	4%	3%	4%	5%	2%	3%	4%	2%
3 – 5 times	0%	0%	0%	1%	1%	0%	1%	1%	0%	1%	1%	0%
6 or more times	0%	0%	0%	1%	1%	0%	1%	2%	0%	1%	1%	0%
Percent who answered question	97%	97%	98%	98%	98%	99%	98%	98%	99%	98%	98%	98%

Iowa Youth Survey • 2012 State of Iowa Results												
In the past 12 months, how often have you: Beaten up on or fought someone because they made you angry?												
IYS Question E8	6th Grade			8th Grade			11th Grade			All Grades		
	TOTAL	Male	Female	TOTAL	Male	Female	TOTAL	Male	Female	TOTAL	Male	Female
None	88%	83%	93%	87%	82%	91%	92%	89%	95%	89%	85%	93%
1 or 2 times	9%	12%	5%	10%	13%	7%	6%	8%	4%	8%	11%	5%
3 – 5 times	1%	2%	1%	2%	2%	1%	1%	1%	1%	1%	2%	1%
6 or more times	1%	2%	1%	2%	2%	1%	1%	2%	1%	2%	2%	1%
Percent who answered question	97%	97%	98%	98%	98%	99%	98%	98%	99%	98%	98%	98%

Iowa Youth Survey • 2012 State of Iowa Results												
In the past 12 months, how often have you: Used a weapon, force, or threats to get money or things from someone?												
IYS Question E9	6th Grade			8th Grade			11th Grade			All Grades		
	TOTAL	Male	Female	TOTAL	Male	Female	TOTAL	Male	Female	TOTAL	Male	Female
None	99%	99%	99%	98%	98%	99%	98%	97%	99%	99%	98%	99%
1 or 2 times	1%	1%	0%	1%	1%	1%	1%	1%	0%	1%	1%	0%
3 – 5 times	0%	0%	0%	0%	0%	0%	0%	0%	0%	0%	0%	0%
6 or more times	0%	0%	0%	1%	1%	0%	1%	1%	0%	1%	1%	0%
Percent who answered question	97%	97%	98%	98%	98%	98%	98%	98%	99%	98%	98%	98%

Iowa Youth Survey • 2012 State of Iowa Results												
In the <u>past 12 months</u> , how often have you: Verbally threatened to physically harm someone?												
IYS Question E10	6th Grade			8th Grade			11th Grade			All Grades		
	TOTAL	Male	Female	TOTAL	Male	Female	TOTAL	Male	Female	TOTAL	Male	Female
None	94%	92%	95%	85%	83%	86%	82%	78%	87%	87%	85%	89%
1 or 2 times	5%	6%	4%	11%	12%	10%	12%	14%	9%	9%	10%	8%
3 – 5 times	1%	1%	1%	2%	2%	2%	3%	3%	2%	2%	2%	1%
6 or more times	1%	1%	1%	3%	3%	2%	4%	5%	2%	2%	3%	2%
Percent who answered question	97%	97%	97%	98%	98%	98%	98%	98%	99%	98%	98%	98%

Iowa Youth Survey • 2012 State of Iowa Results												
In the <u>past 12 months</u> , how often have you: Stolen something?												
IYS Question E11	6th Grade			8th Grade			11th Grade			All Grades		
	TOTAL	Male	Female	TOTAL	Male	Female	TOTAL	Male	Female	TOTAL	Male	Female
None	92%	91%	93%	90%	89%	92%	92%	89%	94%	91%	90%	93%
1 or 2 times	6%	6%	5%	7%	8%	6%	5%	7%	4%	6%	7%	5%
3 – 5 times	1%	1%	1%	1%	1%	1%	1%	1%	1%	1%	1%	1%
6 or more times	1%	1%	1%	2%	2%	1%	2%	3%	1%	1%	2%	1%
Percent who answered question	97%	96%	97%	98%	98%	98%	98%	98%	99%	98%	97%	98%

Iowa Youth Survey • 2012 State of Iowa Results												
In the <u>last 30 days</u> , how many times have you been bullied at school in the ways listed below: I was called names, was made fun of, or teased in a hurtful way?												
IYS Question E12	6th Grade			8th Grade			11th Grade			All Grades		
	TOTAL	Male	Female	TOTAL	Male	Female	TOTAL	Male	Female	TOTAL	Male	Female
0 times	54%	57%	52%	54%	59%	49%	68%	72%	64%	59%	62%	55%
1 time	18%	17%	20%	17%	16%	19%	12%	10%	14%	16%	15%	18%
2 times	9%	8%	11%	9%	8%	11%	7%	5%	8%	9%	7%	10%
3 – 5 times	8%	8%	9%	9%	7%	11%	6%	5%	7%	8%	7%	9%
6 – 10 times	3%	3%	3%	3%	3%	4%	2%	2%	2%	3%	2%	3%
11+ times	7%	7%	6%	7%	7%	7%	5%	6%	4%	6%	7%	6%
Percent who answered question	96%	96%	97%	98%	98%	98%	98%	98%	98%	97%	97%	98%

Iowa Youth Survey • 2012 State of Iowa Results												
In the <u>last 30 days</u> , how many times have you been bullied at school in the ways listed below: Other students left me out of things on purpose, excluded me from their group of friends, or completely ignored me?												
IYS Question E13	6th Grade			8th Grade			11th Grade			All Grades		
	TOTAL	Male	Female	TOTAL	Male	Female	TOTAL	Male	Female	TOTAL	Male	Female
0 times	64%	71%	57%	64%	73%	56%	74%	80%	67%	67%	74%	60%
1 time	16%	13%	19%	15%	12%	18%	11%	8%	14%	14%	11%	17%
2 times	8%	6%	9%	8%	6%	10%	6%	4%	7%	7%	5%	9%
3 – 5 times	6%	5%	8%	6%	5%	8%	5%	3%	6%	6%	4%	7%
6 – 10 times	2%	2%	3%	2%	2%	3%	2%	1%	2%	2%	2%	3%
11+ times	4%	4%	4%	4%	4%	5%	3%	3%	3%	4%	3%	4%
Percent who answered question	96%	96%	97%	98%	98%	98%	98%	98%	98%	97%	97%	98%

Iowa Youth Survey • 2012 State of Iowa Results												
In the <u>last 30 days</u> , how many times have you been bullied at school in the ways listed below: I was hit, kicked, pushed, shoved around, or locked indoors?												
IYS Question E14	6th Grade			8th Grade			11th Grade			All Grades		
	TOTAL	Male	Female	TOTAL	Male	Female	TOTAL	Male	Female	TOTAL	Male	Female
0 times	79%	76%	81%	81%	79%	83%	91%	89%	93%	83%	81%	86%
1 time	10%	11%	9%	8%	10%	7%	4%	4%	3%	7%	8%	6%
2 times	5%	5%	4%	4%	4%	4%	2%	2%	2%	4%	4%	3%
3 – 5 times	3%	4%	3%	3%	3%	3%	1%	1%	1%	2%	3%	2%
6 – 10 times	1%	1%	1%	1%	1%	1%	0%	1%	0%	1%	1%	1%
11+ times	2%	3%	2%	2%	3%	2%	2%	2%	1%	2%	3%	2%
Percent who answered question	96%	96%	97%	98%	98%	98%	98%	98%	98%	97%	97%	98%

Iowa Youth Survey • 2012 State of Iowa Results												
In the <u>last 30 days</u> , how many times have you been bullied at school in the ways listed below: Other students told lies, spread false rumors about me, and tried to make others dislike me?												
IYS Question E15	6th Grade			8th Grade			11th Grade			All Grades		
	TOTAL	Male	Female	TOTAL	Male	Female	TOTAL	Male	Female	TOTAL	Male	Female
0 times	66%	70%	62%	64%	72%	57%	71%	79%	63%	67%	73%	61%
1 time	16%	13%	18%	15%	13%	17%	12%	9%	15%	14%	12%	16%
2 times	7%	6%	8%	7%	6%	9%	6%	5%	8%	7%	5%	8%
3 – 5 times	5%	4%	6%	6%	4%	8%	5%	3%	7%	5%	4%	7%
6 – 10 times	2%	2%	3%	3%	2%	4%	2%	1%	3%	2%	2%	3%
11+ times	4%	4%	4%	5%	4%	6%	4%	3%	4%	4%	4%	5%
Percent who answered question	96%	96%	97%	98%	98%	98%	98%	98%	98%	97%	97%	98%

Iowa Youth Survey • 2012 State of Iowa Results												
In the <u>last 30 days</u> , how many times have you been bullied at school in the ways listed below: I was made fun of because of my race or color?												
IYS Question E16	6th Grade			8th Grade			11th Grade			All Grades		
	TOTAL	Male	Female	TOTAL	Male	Female	TOTAL	Male	Female	TOTAL	Male	Female
0 times	93%	93%	94%	92%	91%	93%	93%	92%	95%	93%	92%	94%
1 time	3%	3%	3%	3%	4%	3%	2%	3%	2%	3%	3%	3%
2 times	1%	1%	1%	1%	1%	2%	1%	1%	1%	1%	1%	1%
3 – 5 times	1%	1%	1%	1%	1%	1%	1%	1%	1%	1%	1%	1%
6 – 10 times	0%	0%	0%	1%	1%	0%	0%	1%	0%	0%	0%	0%
11+ times	1%	1%	1%	2%	2%	1%	2%	3%	1%	2%	2%	1%
Percent who answered question	96%	96%	97%	98%	98%	98%	98%	98%	98%	97%	97%	98%

Iowa Youth Survey • 2012 State of Iowa Results												
In the last 30 days, how many times have you been bullied at school in the ways listed below: I was made fun of because of my religion?												
IYS Question E17	6th Grade			8th Grade			11th Grade			All Grades		
	TOTAL	Male	Female	TOTAL	Male	Female	TOTAL	Male	Female	TOTAL	Male	Female
0 times	94%	94%	94%	94%	94%	94%	93%	93%	93%	94%	94%	94%
1 time	3%	3%	3%	3%	3%	3%	3%	3%	4%	3%	3%	3%
2 times	1%	1%	1%	1%	1%	1%	1%	1%	2%	1%	1%	1%
3 – 5 times	1%	1%	1%	1%	1%	1%	1%	1%	1%	1%	1%	1%
6 – 10 times	0%	0%	0%	0%	0%	0%	0%	0%	0%	0%	0%	0%
11+ times	1%	1%	1%	1%	1%	1%	1%	2%	1%	1%	1%	1%
Percent who answered question	96%	96%	97%	98%	97%	98%	98%	98%	98%	97%	97%	98%

Iowa Youth Survey • 2012 State of Iowa Results												
In the last 30 days, how many times have you been bullied at school in the ways listed below: Other students made sexual jokes, comments, or gestures that hurt my feelings?												
IYS Question E18	6th Grade			8th Grade			11th Grade			All Grades		
	TOTAL	Male	Female	TOTAL	Male	Female	TOTAL	Male	Female	TOTAL	Male	Female
0 times	83%	83%	84%	80%	83%	77%	84%	88%	79%	82%	85%	80%
1 time	8%	7%	8%	8%	7%	10%	7%	5%	9%	8%	6%	9%
2 times	3%	3%	3%	4%	3%	5%	3%	2%	4%	3%	3%	4%
3 – 5 times	2%	2%	2%	3%	2%	4%	3%	2%	4%	3%	2%	3%
6 – 10 times	1%	1%	1%	1%	1%	2%	1%	1%	1%	1%	1%	1%
11+ times	3%	3%	2%	3%	3%	3%	2%	3%	2%	3%	3%	2%
Percent who answered question	96%	95%	96%	98%	97%	98%	98%	98%	98%	97%	97%	98%

Iowa Youth Survey • 2012 State of Iowa Results												
In the <u>last 30 days</u> , how many times have you been bullied at school in the ways listed below: I have received a threatening or hurtful message from another student in an email, on a website, on a cell phone, from pager text messaging, in an internet chat room, or in instant messaging?												
IYS Question E19	6th Grade			8th Grade			11th Grade			All Grades		
	TOTAL	Male	Female	TOTAL	Male	Female	TOTAL	Male	Female	TOTAL	Male	Female
0 times	91%	93%	88%	90%	93%	86%	91%	94%	88%	90%	94%	87%
1 time	5%	3%	6%	4%	3%	6%	4%	2%	5%	4%	3%	6%
2 times	2%	1%	2%	2%	1%	3%	2%	1%	3%	2%	1%	3%
3 – 5 times	1%	1%	2%	1%	1%	2%	1%	1%	2%	1%	1%	2%
6 – 10 times	1%	0%	1%	1%	0%	1%	1%	0%	1%	1%	0%	1%
11+ times	1%	1%	1%	2%	1%	2%	2%	2%	2%	2%	1%	2%
Percent who answered question	96%	95%	96%	97%	97%	98%	98%	97%	98%	97%	96%	97%

Iowa Youth Survey • 2012 State of Iowa Results												
How much do you agree or disagree that each of the following statements is true: It is against my values to have sex as a teenager.												
IYS Question E20	6th Grade			8th Grade			11th Grade			All Grades		
	TOTAL	Male	Female	TOTAL	Male	Female	TOTAL	Male	Female	TOTAL	Male	Female
Strongly Agree	69%	62%	76%	53%	44%	63%	21%	15%	26%	48%	41%	55%
Agree	16%	19%	12%	26%	29%	22%	24%	22%	25%	22%	24%	20%
Disagree	7%	10%	5%	14%	17%	11%	36%	36%	36%	19%	21%	17%
Strongly Disagree	8%	9%	7%	7%	10%	4%	19%	26%	13%	11%	15%	8%
Percent who answered question	91%	91%	91%	97%	96%	97%	97%	97%	98%	95%	95%	95%

Iowa Youth Survey • 2012 State of Iowa Results												
How much do you agree or disagree that each of the following statements is true: It is important to tell the truth.												
IYS Question E21	6th Grade			8th Grade			11th Grade			All Grades		
	TOTAL	Male	Female	TOTAL	Male	Female	TOTAL	Male	Female	TOTAL	Male	Female
Strongly Agree	75%	72%	77%	57%	54%	60%	48%	42%	54%	60%	56%	64%
Agree	23%	25%	21%	38%	40%	37%	47%	52%	43%	36%	39%	33%
Disagree	2%	2%	1%	3%	4%	3%	3%	4%	2%	3%	3%	2%
Strongly Disagree	1%	1%	1%	1%	2%	1%	1%	2%	1%	1%	2%	1%
Percent who answered question	96%	95%	96%	98%	97%	98%	98%	98%	98%	97%	97%	98%

Iowa Youth Survey • 2012 State of Iowa Results												
How much do you agree or disagree that each of the following statements is true: It is against my values to use alcohol and drugs as a teenager.												
IYS Question E22	6th Grade			8th Grade			11th Grade			All Grades		
	TOTAL	Male	Female	TOTAL	Male	Female	TOTAL	Male	Female	TOTAL	Male	Female
Strongly Agree	82%	80%	85%	70%	68%	72%	35%	34%	36%	63%	61%	65%
Agree	9%	11%	7%	19%	21%	18%	29%	30%	29%	19%	20%	18%
Disagree	3%	3%	3%	7%	7%	8%	27%	25%	28%	12%	11%	13%
Strongly Disagree	6%	6%	5%	3%	4%	3%	8%	10%	7%	6%	7%	5%
Percent who answered question	93%	93%	93%	97%	97%	97%	97%	97%	98%	96%	96%	96%

Iowa Youth Survey • 2012 State of Iowa Results												
How much do you agree or disagree that each of the following statements is true: I accept responsibility for my actions when I make a mistake or get into trouble.												
IYS Question E23	6th Grade			8th Grade			11th Grade			All Grades		
	TOTAL	Male	Female	TOTAL	Male	Female	TOTAL	Male	Female	TOTAL	Male	Female
Strongly Agree	66%	63%	68%	55%	54%	56%	51%	50%	52%	57%	56%	59%
Agree	30%	31%	29%	39%	39%	39%	45%	45%	44%	38%	38%	37%
Disagree	3%	3%	2%	4%	4%	4%	3%	3%	3%	3%	4%	3%
Strongly Disagree	2%	2%	1%	1%	2%	1%	1%	2%	1%	1%	2%	1%
Percent who answered question	95%	94%	95%	97%	97%	98%	98%	98%	98%	97%	96%	97%

Iowa Youth Survey • 2012 State of Iowa Results												
How much do you agree or disagree that each of the following statements is true: I am good at making friends.												
IYS Question E24	6th Grade			8th Grade			11th Grade			All Grades		
	TOTAL	Male	Female	TOTAL	Male	Female	TOTAL	Male	Female	TOTAL	Male	Female
Strongly Agree	53%	54%	52%	46%	49%	44%	38%	38%	37%	46%	47%	45%
Agree	38%	37%	39%	43%	41%	44%	49%	50%	49%	43%	42%	44%
Disagree	6%	6%	7%	8%	7%	9%	10%	9%	10%	8%	7%	9%
Strongly Disagree	2%	3%	2%	3%	3%	3%	3%	3%	3%	3%	3%	3%
Percent who answered question	95%	95%	96%	98%	97%	98%	98%	98%	98%	97%	97%	97%

Iowa Youth Survey • 2012 State of Iowa Results												
How much do you agree or disagree that each of the following statements is true: When I have problems, I am good at finding a way to fix them.												
IYS Question E25	6th Grade			8th Grade			11th Grade			All Grades		
	TOTAL	Male	Female	TOTAL	Male	Female	TOTAL	Male	Female	TOTAL	Male	Female
Strongly Agree	46%	47%	45%	41%	45%	38%	35%	39%	31%	41%	44%	38%
Agree	43%	42%	44%	45%	44%	46%	52%	51%	53%	47%	46%	48%
Disagree	8%	8%	8%	11%	9%	12%	11%	8%	13%	10%	8%	11%
Strongly Disagree	3%	3%	2%	3%	3%	3%	2%	2%	2%	3%	3%	3%
Percent who answered question	95%	95%	96%	98%	97%	98%	98%	98%	98%	97%	96%	97%

Iowa Youth Survey • 2012 State of Iowa Results												
How much do you agree or disagree that each of the following statements is true: I think things through carefully before I make a decision.												
IYS Question E26	6th Grade			8th Grade			11th Grade			All Grades		
	TOTAL	Male	Female	TOTAL	Male	Female	TOTAL	Male	Female	TOTAL	Male	Female
Strongly Agree	44%	42%	46%	34%	35%	33%	28%	29%	27%	35%	35%	35%
Agree	44%	44%	45%	47%	45%	49%	51%	50%	52%	47%	46%	48%
Disagree	9%	11%	8%	15%	15%	16%	18%	17%	18%	14%	14%	14%
Strongly Disagree	2%	3%	2%	4%	5%	3%	3%	4%	3%	3%	4%	3%
Percent who answered question	95%	94%	95%	97%	97%	97%	98%	98%	98%	96%	96%	97%

Iowa Youth Survey • 2012 State of Iowa Results												
How much do you agree or disagree that each of the following statements is true: Even if it is dangerous, I like to do exciting things.												
IYS Question E27	6th Grade			8th Grade			11th Grade			All Grades		
	TOTAL	Male	Female	TOTAL	Male	Female	TOTAL	Male	Female	TOTAL	Male	Female
Strongly Agree	21%	26%	15%	24%	30%	18%	22%	27%	15%	22%	28%	16%
Agree	25%	29%	21%	35%	37%	33%	44%	46%	41%	34%	37%	31%
Disagree	32%	28%	36%	29%	23%	34%	28%	22%	35%	30%	24%	35%
Strongly Disagree	23%	17%	29%	12%	9%	15%	6%	4%	8%	14%	10%	17%
Percent who answered question	93%	93%	94%	97%	97%	97%	98%	97%	98%	96%	96%	96%

Iowa Youth Survey • 2012 State of Iowa Results												
How much do you agree or disagree that each of the following statements is true: I believe that working hard now will make my life successful in the future.												
IYS Question E28	6th Grade			8th Grade			11th Grade			All Grades		
	TOTAL	Male	Female	TOTAL	Male	Female	TOTAL	Male	Female	TOTAL	Male	Female
Strongly Agree	82%	81%	82%	74%	73%	75%	65%	62%	69%	74%	72%	75%
Agree	16%	16%	15%	23%	24%	22%	31%	33%	29%	23%	24%	22%
Disagree	2%	2%	1%	2%	2%	2%	3%	3%	2%	2%	2%	2%
Strongly Disagree	1%	1%	1%	1%	2%	1%	1%	2%	1%	1%	2%	1%
Percent who answered question	95%	95%	96%	97%	97%	98%	98%	98%	98%	97%	96%	97%

Iowa Youth Survey • 2012 State of Iowa Results												
How much do you agree or disagree that each of the following statements is true? In my school: There are clear rules about what students can and cannot do.												
IYS Question E29	6th Grade			8th Grade			11th Grade			All Grades		
	TOTAL	Male	Female	TOTAL	Male	Female	TOTAL	Male	Female	TOTAL	Male	Female
Strongly Agree	67%	68%	67%	51%	54%	47%	37%	39%	34%	52%	54%	50%
Agree	28%	27%	29%	41%	37%	45%	51%	49%	54%	40%	38%	42%
Disagree	3%	4%	3%	6%	6%	6%	9%	8%	10%	6%	6%	6%
Strongly Disagree	1%	2%	1%	2%	3%	1%	3%	3%	2%	2%	2%	1%
Percent who answered question	95%	94%	95%	97%	97%	98%	98%	97%	98%	96%	96%	97%

Iowa Youth Survey • 2012 State of Iowa Results												
How much do you agree or disagree that each of the following statements is true? In my school: The school principal and teachers consistently enforce school rules.												
IYS Question E30	6th Grade			8th Grade			11th Grade			All Grades		
	TOTAL	Male	Female	TOTAL	Male	Female	TOTAL	Male	Female	TOTAL	Male	Female
Strongly Agree	56%	57%	55%	44%	47%	40%	28%	31%	25%	43%	45%	40%
Agree	34%	33%	34%	41%	39%	43%	47%	47%	48%	41%	40%	42%
Disagree	8%	8%	8%	12%	11%	14%	19%	16%	23%	13%	12%	15%
Strongly Disagree	2%	2%	2%	3%	4%	3%	5%	5%	5%	3%	4%	3%
Percent who answered question	92%	92%	92%	97%	97%	97%	98%	97%	98%	95%	95%	96%

Iowa Youth Survey • 2012 State of Iowa Results												
How much do you agree or disagree that each of the following statements is true? In my school: If I skipped school at least one of my parents/guardians would be notified.												
IYS Question E31	6th Grade			8th Grade			11th Grade			All Grades		
	TOTAL	Male	Female	TOTAL	Male	Female	TOTAL	Male	Female	TOTAL	Male	Female
Strongly Agree	70%	69%	71%	60%	60%	59%	47%	47%	47%	59%	59%	59%
Agree	22%	22%	21%	32%	31%	33%	42%	42%	43%	32%	31%	32%
Disagree	5%	6%	4%	6%	6%	6%	8%	7%	8%	6%	6%	6%
Strongly Disagree	4%	4%	3%	2%	3%	2%	3%	3%	2%	3%	3%	2%
Percent who answered question	93%	92%	93%	97%	96%	97%	97%	97%	98%	96%	95%	96%

Iowa Youth Survey • 2012 State of Iowa Results												
How much do you agree or disagree that each of the following statements is true? In my school: Students caught drinking, smoking, or using an illegal drug are not allowed to participate in any extracurricular activity for some time period.												
IYS Question E32	6th Grade			8th Grade			11th Grade			All Grades		
	TOTAL	Male	Female	TOTAL	Male	Female	TOTAL	Male	Female	TOTAL	Male	Female
Strongly Agree	79%	79%	79%	70%	71%	69%	53%	53%	52%	67%	68%	67%
Agree	14%	13%	14%	23%	22%	24%	36%	35%	37%	24%	23%	25%
Disagree	3%	3%	3%	5%	4%	5%	8%	7%	8%	5%	5%	5%
Strongly Disagree	4%	4%	4%	3%	3%	2%	4%	4%	3%	3%	4%	3%
Percent who answered question	92%	92%	92%	97%	96%	97%	97%	97%	98%	95%	95%	95%

Iowa Youth Survey • 2012 State of Iowa Results												
How much do you agree or disagree that each of the following statements is true? In my school: If I got in trouble at school for breaking a rule, at least one of my parents/guardians would support the school's disciplinary action.												
IYS Question E33	6th Grade			8th Grade			11th Grade			All Grades		
	TOTAL	Male	Female	TOTAL	Male	Female	TOTAL	Male	Female	TOTAL	Male	Female
Strongly Agree	60%	58%	62%	55%	54%	56%	44%	43%	45%	53%	52%	55%
Agree	30%	31%	29%	34%	35%	33%	44%	44%	44%	36%	37%	35%
Disagree	7%	7%	6%	8%	7%	8%	9%	10%	9%	8%	8%	8%
Strongly Disagree	3%	4%	3%	3%	3%	2%	3%	4%	2%	3%	3%	2%
Percent who answered question	91%	92%	91%	97%	96%	97%	97%	97%	98%	95%	95%	95%

Iowa Youth Survey • 2012 State of Iowa Results												
How much do you agree or disagree that each of the following statements is true? In my school: Students in this school respect each other's differences (for example, gender, race, culture, learning differences, sexual orientation, etc.).												
IYS Question E34	6th Grade			8th Grade			11th Grade			All Grades		
	TOTAL	Male	Female	TOTAL	Male	Female	TOTAL	Male	Female	TOTAL	Male	Female
Strongly Agree	50%	52%	47%	34%	39%	29%	23%	26%	19%	36%	39%	32%
Agree	34%	32%	35%	36%	36%	37%	42%	44%	40%	37%	37%	37%
Disagree	12%	11%	13%	20%	16%	23%	24%	20%	28%	18%	16%	21%
Strongly Disagree	5%	5%	5%	10%	9%	11%	11%	10%	13%	9%	8%	10%
Percent who answered question	92%	92%	93%	97%	96%	97%	97%	97%	98%	95%	95%	96%

Iowa Youth Survey • 2012 State of Iowa Results												
How much do you agree or disagree that each of the following statements is true? In my school: Students in this school respect differences in adults (for example, gender, race, culture, learning differences, sexual orientation, etc.).												
IYS Question E35	6th Grade			8th Grade			11th Grade			All Grades		
	TOTAL	Male	Female	TOTAL	Male	Female	TOTAL	Male	Female	TOTAL	Male	Female
Strongly Agree	55%	57%	52%	37%	42%	32%	24%	27%	20%	39%	42%	35%
Agree	33%	31%	34%	39%	37%	40%	45%	46%	45%	39%	38%	40%
Disagree	9%	7%	10%	16%	13%	19%	21%	18%	25%	15%	13%	18%
Strongly Disagree	4%	4%	4%	8%	7%	9%	9%	8%	10%	7%	6%	7%
Percent who answered question	91%	91%	92%	96%	96%	97%	97%	96%	98%	95%	95%	95%

Iowa Youth Survey • 2012 State of Iowa Results												
When a student is being bullied at school, how often do the teachers or other adults at school try to put a stop to it?												
IYS Question E36	6th Grade			8th Grade			11th Grade			All Grades		
	TOTAL	Male	Female	TOTAL	Male	Female	TOTAL	Male	Female	TOTAL	Male	Female
Almost never	7%	8%	6%	12%	13%	11%	11%	12%	10%	10%	11%	9%
Once in a while	11%	11%	11%	17%	16%	18%	19%	17%	22%	16%	15%	17%
Sometimes	15%	14%	15%	21%	19%	24%	23%	20%	27%	20%	18%	22%
Often	21%	21%	21%	22%	22%	21%	25%	26%	23%	22%	23%	22%
Almost always	46%	46%	47%	28%	30%	26%	22%	25%	18%	32%	34%	31%
Percent who answered question	94%	94%	95%	97%	96%	98%	97%	97%	97%	96%	95%	97%

Iowa Youth Survey • 2012 State of Iowa Results												
How wrong would most of the students in your school (not just your best friends) feel it would be for you to: Start a physical fight with someone?												
IYS Question E37	6th Grade			8th Grade			11th Grade			All Grades		
	TOTAL	Male	Female	TOTAL	Male	Female	TOTAL	Male	Female	TOTAL	Male	Female
Very Wrong	57%	49%	64%	33%	26%	40%	24%	16%	32%	38%	31%	46%
Wrong	24%	27%	22%	27%	26%	28%	28%	25%	31%	26%	26%	27%
A Little Wrong	11%	14%	8%	23%	26%	19%	27%	30%	24%	20%	23%	17%
Not Wrong At All	4%	5%	2%	12%	15%	8%	15%	21%	9%	10%	13%	6%
Don't Know	5%	6%	4%	6%	8%	4%	6%	8%	5%	6%	7%	4%
Percent who answered question	95%	95%	96%	98%	97%	98%	98%	98%	98%	97%	96%	97%

Iowa Youth Survey • 2012 State of Iowa Results												
How wrong would most of the students in your school (not just your best friends) feel it would be for you to: Carry a gun, knife, club, or other weapon <u>to school</u> ?												
IYS Question E38	6th Grade			8th Grade			11th Grade			All Grades		
	TOTAL	Male	Female	TOTAL	Male	Female	TOTAL	Male	Female	TOTAL	Male	Female
Very Wrong	87%	84%	89%	74%	70%	78%	69%	62%	76%	76%	72%	81%
Wrong	8%	9%	7%	15%	16%	14%	17%	20%	15%	13%	15%	12%
A Little Wrong	2%	3%	1%	5%	6%	5%	6%	8%	4%	5%	6%	3%
Not Wrong At All	1%	1%	1%	2%	3%	2%	4%	6%	2%	2%	3%	1%
Don't Know	3%	3%	2%	4%	5%	3%	4%	5%	3%	3%	4%	3%
Percent who answered question	95%	94%	95%	97%	97%	98%	98%	97%	98%	97%	96%	97%

Iowa Youth Survey • 2012 State of Iowa Results												
How much do you agree or disagree that each of the following statements is true: My teachers care about me.												
IYS Question E39	6th Grade			8th Grade			11th Grade			All Grades		
	TOTAL	Male	Female	TOTAL	Male	Female	TOTAL	Male	Female	TOTAL	Male	Female
Strongly Agree	56%	54%	58%	34%	35%	32%	23%	25%	21%	38%	38%	37%
Agree	38%	39%	37%	52%	49%	55%	61%	58%	64%	50%	48%	52%
Disagree	4%	5%	4%	10%	11%	10%	12%	11%	13%	9%	9%	9%
Strongly Disagree	2%	2%	1%	4%	5%	3%	4%	5%	3%	3%	4%	2%
Percent who answered question	94%	94%	95%	97%	97%	98%	97%	97%	98%	96%	96%	97%

Iowa Youth Survey • 2012 State of Iowa Results												
How much do you agree or disagree that each of the following statements is true: My teachers are available to talk with students one-on-one.												
IYS Question E40	6th Grade			8th Grade			11th Grade			All Grades		
	TOTAL	Male	Female	TOTAL	Male	Female	TOTAL	Male	Female	TOTAL	Male	Female
Strongly Agree	60%	60%	61%	41%	43%	38%	28%	31%	26%	43%	45%	42%
Agree	33%	33%	33%	46%	45%	48%	58%	56%	60%	46%	45%	46%
Disagree	5%	5%	6%	10%	9%	11%	11%	9%	12%	9%	8%	10%
Strongly Disagree	1%	2%	1%	3%	4%	3%	3%	4%	3%	3%	3%	2%
Percent who answered question	94%	93%	94%	97%	96%	97%	97%	97%	98%	96%	96%	97%

Iowa Youth Survey • 2012 State of Iowa Results												
How much do you agree or disagree that each of the following statements is true: My teachers notice when I am doing a good job and let me know about it.												
IYS Question E41	6th Grade			8th Grade			11th Grade			All Grades		
	TOTAL	Male	Female	TOTAL	Male	Female	TOTAL	Male	Female	TOTAL	Male	Female
Strongly Agree	54%	54%	53%	35%	38%	32%	22%	25%	20%	37%	39%	35%
Agree	36%	36%	36%	44%	42%	46%	51%	52%	50%	43%	43%	44%
Disagree	8%	8%	9%	16%	14%	18%	22%	18%	26%	15%	13%	18%
Strongly Disagree	2%	3%	2%	4%	5%	4%	5%	5%	4%	4%	4%	3%
Percent who answered question	94%	93%	95%	97%	96%	97%	97%	97%	98%	96%	95%	97%

Iowa Youth Survey • 2012 State of Iowa Results												
How much do you agree or disagree that each of the following statements is true: Adults in this school respect differences in students (for example, gender, race, culture, learning differences, sexual orientation, etc.).												
IYS Question E42	6th Grade			8th Grade			11th Grade			All Grades		
	TOTAL	Male	Female	TOTAL	Male	Female	TOTAL	Male	Female	TOTAL	Male	Female
Strongly Agree	73%	71%	76%	54%	54%	54%	35%	37%	33%	54%	54%	55%
Agree	22%	24%	20%	37%	37%	38%	52%	51%	54%	37%	37%	37%
Disagree	3%	3%	3%	6%	6%	6%	9%	8%	10%	6%	6%	6%
Strongly Disagree	2%	2%	1%	3%	4%	2%	3%	4%	3%	3%	3%	2%
Percent who answered question	93%	92%	93%	97%	96%	97%	97%	97%	98%	96%	95%	96%

Iowa Youth Survey • 2012 State of Iowa Results												
How much do you agree or disagree that each of the following statements is true: Adults in this school respect each other's differences (for example, gender, race, culture, learning differences, sexual orientation, etc.).												
IYS Question E43	6th Grade			8th Grade			11th Grade			All Grades		
	TOTAL	Male	Female	TOTAL	Male	Female	TOTAL	Male	Female	TOTAL	Male	Female
Strongly Agree	74%	72%	76%	56%	55%	56%	36%	38%	35%	56%	55%	56%
Agree	22%	24%	20%	38%	37%	38%	55%	53%	56%	38%	38%	38%
Disagree	2%	2%	2%	4%	4%	4%	7%	6%	7%	4%	4%	4%
Strongly Disagree	1%	2%	1%	2%	3%	2%	3%	3%	2%	2%	3%	2%
Percent who answered question	92%	92%	93%	97%	96%	97%	97%	97%	98%	95%	95%	96%

Iowa Youth Survey • 2012 State of Iowa Results												
How much do you agree or disagree that each of the following statements is true: Adults who work in my school treat students with respect.												
IYS Question E44	6th Grade			8th Grade			11th Grade			All Grades		
	TOTAL	Male	Female	TOTAL	Male	Female	TOTAL	Male	Female	TOTAL	Male	Female
Strongly Agree	64%	63%	65%	43%	45%	41%	27%	30%	23%	45%	46%	43%
Agree	30%	31%	30%	44%	42%	45%	56%	54%	59%	43%	42%	44%
Disagree	5%	5%	4%	10%	10%	11%	13%	12%	15%	9%	9%	10%
Strongly Disagree	1%	2%	1%	3%	4%	3%	4%	5%	3%	3%	3%	2%
Percent who answered question	93%	93%	94%	97%	96%	97%	97%	97%	98%	96%	95%	96%

Iowa Youth Survey • 2012 State of Iowa Results												
How much do you agree or disagree that each of the following statements is true: Students in my school treat each other with respect.												
IYS Question E45	6th Grade			8th Grade			11th Grade			All Grades		
	TOTAL	Male	Female	TOTAL	Male	Female	TOTAL	Male	Female	TOTAL	Male	Female
Strongly Agree	37%	39%	34%	22%	27%	18%	14%	17%	10%	24%	28%	21%
Agree	42%	41%	43%	42%	43%	41%	45%	48%	42%	43%	44%	42%
Disagree	17%	15%	18%	26%	22%	30%	31%	26%	36%	24%	21%	28%
Strongly Disagree	5%	5%	4%	10%	9%	11%	10%	9%	12%	8%	8%	9%
Percent who answered question	93%	92%	94%	96%	96%	97%	97%	97%	97%	95%	95%	96%

Iowa Youth Survey • 2012 State of Iowa Results												
How much do you agree or disagree that each of the following statements is true: I feel safe at school.												
IYS Question E46	6th Grade			8th Grade			11th Grade			All Grades		
	TOTAL	Male	Female	TOTAL	Male	Female	TOTAL	Male	Female	TOTAL	Male	Female
Strongly Agree	59%	59%	59%	45%	46%	43%	35%	38%	33%	46%	48%	45%
Agree	33%	32%	33%	43%	42%	45%	55%	53%	58%	44%	42%	45%
Disagree	6%	6%	6%	8%	7%	8%	7%	6%	7%	7%	6%	7%
Strongly Disagree	2%	3%	2%	4%	4%	3%	3%	3%	2%	3%	3%	3%
Percent who answered question	93%	93%	94%	97%	96%	97%	97%	97%	98%	96%	95%	96%

Iowa Youth Survey • 2012 State of Iowa Results												
How much do you agree or disagree that each of the following statements is true: I care about my school.												
IYS Question E47	6th Grade			8th Grade			11th Grade			All Grades		
	TOTAL	Male	Female	TOTAL	Male	Female	TOTAL	Male	Female	TOTAL	Male	Female
Strongly Agree	63%	59%	68%	42%	41%	43%	30%	31%	30%	45%	44%	47%
Agree	30%	32%	28%	42%	41%	42%	50%	48%	52%	40%	40%	40%
Disagree	4%	5%	3%	10%	11%	10%	14%	14%	13%	9%	10%	9%
Strongly Disagree	2%	3%	1%	6%	7%	4%	6%	7%	5%	5%	6%	4%
Percent who answered question	93%	93%	94%	97%	96%	97%	97%	97%	98%	96%	95%	96%

Iowa Youth Survey • 2012 State of Iowa Results												
How much do you agree or disagree that each of the following statements is true: I try to do my best in school.												
IYS Question E48	6th Grade			8th Grade			11th Grade			All Grades		
	TOTAL	Male	Female	TOTAL	Male	Female	TOTAL	Male	Female	TOTAL	Male	Female
Strongly Agree	78%	74%	81%	60%	56%	63%	44%	39%	50%	61%	57%	65%
Agree	20%	23%	18%	35%	37%	33%	46%	48%	45%	34%	36%	32%
Disagree	1%	2%	1%	4%	4%	3%	7%	10%	4%	4%	5%	3%
Strongly Disagree	1%	1%	1%	2%	2%	1%	2%	3%	1%	2%	2%	1%
Percent who answered question	94%	93%	95%	97%	96%	98%	97%	97%	98%	96%	95%	97%

Iowa Youth Survey • 2012 State of Iowa Results												
How much do you agree or disagree that each of the following statements is true: I plan to finish high school.												
IYS Question E49	6th Grade			8th Grade			11th Grade			All Grades		
	TOTAL	Male	Female	TOTAL	Male	Female	TOTAL	Male	Female	TOTAL	Male	Female
Strongly Agree	86%	83%	88%	77%	74%	80%	72%	69%	74%	78%	76%	81%
Agree	13%	15%	11%	20%	23%	18%	26%	28%	24%	20%	22%	18%
Disagree	1%	1%	1%	1%	1%	1%	1%	1%	1%	1%	1%	1%
Strongly Disagree	1%	1%	0%	1%	2%	1%	1%	2%	1%	1%	1%	1%
Percent who answered question	94%	93%	95%	97%	97%	97%	97%	97%	98%	96%	95%	97%

Iowa Youth Survey • 2012 State of Iowa Results												
How much do you agree or disagree that each of the following statements is true: My school lets a parent/guardian know if I'm doing a good job.												
IYS Question E50	6th Grade			8th Grade			11th Grade			All Grades		
	TOTAL	Male	Female	TOTAL	Male	Female	TOTAL	Male	Female	TOTAL	Male	Female
Strongly Agree	53%	54%	52%	35%	38%	31%	22%	25%	20%	37%	39%	35%
Agree	34%	32%	35%	37%	36%	38%	39%	40%	37%	36%	36%	37%
Disagree	10%	10%	10%	21%	18%	24%	29%	25%	33%	20%	18%	22%
Strongly Disagree	3%	4%	3%	8%	8%	7%	10%	10%	10%	7%	7%	7%
Percent who answered question	93%	93%	94%	96%	96%	97%	97%	97%	97%	95%	95%	96%

Iowa Youth Survey • 2012 State of Iowa Results												
How much do you agree or disagree that each of the following statements is true: My school lets a parent/guardian know if I've done something wrong.												
IYS Question E51	6th Grade			8th Grade			11th Grade			All Grades		
	TOTAL	Male	Female	TOTAL	Male	Female	TOTAL	Male	Female	TOTAL	Male	Female
Strongly Agree	66%	66%	67%	53%	54%	52%	39%	41%	38%	53%	54%	53%
Agree	30%	30%	29%	40%	39%	42%	52%	50%	54%	41%	40%	42%
Disagree	3%	3%	3%	5%	5%	5%	6%	6%	7%	5%	5%	5%
Strongly Disagree	1%	1%	1%	2%	3%	1%	2%	3%	2%	2%	2%	1%
Percent who answered question	93%	92%	93%	96%	96%	97%	97%	96%	97%	95%	95%	96%

Iowa Youth Survey • 2012 State of Iowa Results												
How much do you agree or disagree that each of the following statements is true: There is at least one adult at school that I could go to for help with a problem.												
IYS Question E52	6th Grade			8th Grade			11th Grade			All Grades		
	TOTAL	Male	Female	TOTAL	Male	Female	TOTAL	Male	Female	TOTAL	Male	Female
Strongly Agree	72%	70%	74%	55%	54%	56%	44%	43%	45%	57%	56%	58%
Agree	22%	24%	20%	33%	34%	31%	43%	44%	41%	32%	34%	31%
Disagree	4%	4%	4%	8%	7%	9%	9%	8%	10%	7%	6%	7%
Strongly Disagree	2%	3%	2%	5%	5%	4%	4%	5%	4%	4%	4%	4%
Percent who answered question	93%	92%	94%	97%	96%	97%	97%	97%	98%	96%	95%	96%

Iowa Youth Survey • 2012 State of Iowa Results												
How much do you agree or disagree that each of the following statements is true: I do the homework that is assigned.												
IYS Question E53	6th Grade			8th Grade			11th Grade			All Grades		
	TOTAL	Male	Female	TOTAL	Male	Female	TOTAL	Male	Female	TOTAL	Male	Female
Strongly Agree	71%	68%	75%	56%	51%	60%	39%	34%	44%	55%	51%	60%
Agree	26%	29%	23%	39%	42%	35%	51%	53%	49%	38%	41%	35%
Disagree	2%	2%	2%	4%	5%	4%	8%	10%	6%	5%	6%	4%
Strongly Disagree	1%	1%	0%	2%	2%	1%	2%	3%	1%	2%	2%	1%
Percent who answered question	93%	93%	94%	97%	96%	97%	97%	97%	98%	96%	95%	96%

Iowa Youth Survey • 2012 State of Iowa Results												
How much do you agree or disagree that each of the following statements is true: Students have friends at school they can turn to if they have questions about homework.												
IYS Question E54	6th Grade			8th Grade			11th Grade			All Grades		
	TOTAL	Male	Female	TOTAL	Male	Female	TOTAL	Male	Female	TOTAL	Male	Female
Strongly Agree	69%	67%	71%	58%	56%	60%	44%	43%	46%	57%	56%	59%
Agree	27%	29%	25%	37%	38%	36%	50%	51%	49%	38%	39%	37%
Disagree	3%	3%	3%	3%	3%	3%	4%	4%	4%	3%	3%	3%
Strongly Disagree	1%	2%	1%	2%	2%	1%	2%	2%	1%	2%	2%	1%
Percent who answered question	93%	92%	94%	96%	96%	97%	97%	96%	97%	95%	95%	96%

Iowa Youth Survey • 2012 State of Iowa Results												
How much do you agree or disagree that each of the following statements is true: Students have friends at school they can trust and talk to if they have problems.												
IYS Question E55	6th Grade			8th Grade			11th Grade			All Grades		
	TOTAL	Male	Female	TOTAL	Male	Female	TOTAL	Male	Female	TOTAL	Male	Female
Strongly Agree	67%	64%	69%	56%	53%	60%	44%	42%	45%	56%	53%	58%
Agree	28%	30%	26%	36%	39%	34%	49%	51%	48%	38%	40%	36%
Disagree	4%	4%	4%	5%	5%	5%	5%	5%	5%	5%	5%	4%
Strongly Disagree	2%	2%	1%	2%	3%	2%	2%	3%	2%	2%	3%	2%
Percent who answered question	93%	92%	94%	96%	96%	97%	97%	96%	97%	95%	95%	96%

Iowa Youth Survey • 2012 State of Iowa Results												
How much do you agree or disagree that each of the following statements is true: Students generally work well with each other even if they're not in the same group of friends.												
IYS Question E56	6th Grade			8th Grade			11th Grade			All Grades		
	TOTAL	Male	Female	TOTAL	Male	Female	TOTAL	Male	Female	TOTAL	Male	Female
Strongly Agree	46%	48%	45%	34%	37%	31%	26%	28%	24%	36%	37%	34%
Agree	39%	38%	39%	43%	42%	44%	53%	53%	53%	45%	44%	45%
Disagree	11%	11%	12%	17%	15%	19%	16%	15%	18%	15%	14%	16%
Strongly Disagree	3%	4%	3%	6%	6%	6%	5%	5%	4%	5%	5%	5%
Percent who answered question	93%	92%	94%	96%	96%	97%	97%	97%	98%	95%	95%	96%

Iowa Youth Survey • 2012 State of Iowa Results												
How much do you agree or disagree that each of the following statements is true: Students have friends at school to eat lunch with.												
IYS Question E57	6th Grade			8th Grade			11th Grade			All Grades		
	TOTAL	Male	Female	TOTAL	Male	Female	TOTAL	Male	Female	TOTAL	Male	Female
Strongly Agree	67%	69%	66%	54%	56%	53%	37%	40%	34%	53%	55%	51%
Agree	28%	26%	29%	39%	38%	41%	55%	53%	56%	40%	39%	42%
Disagree	3%	3%	4%	4%	4%	5%	6%	4%	8%	5%	4%	6%
Strongly Disagree	1%	2%	1%	2%	2%	1%	2%	2%	2%	2%	2%	1%
Percent who answered question	93%	92%	94%	97%	96%	97%	97%	97%	98%	95%	95%	96%

Iowa Youth Survey • 2012 State of Iowa Results												
How much do you agree or disagree that each of the following statements is true: Students try to make new students feel welcome in the school.												
IYS Question E58	6th Grade			8th Grade			11th Grade			All Grades		
	TOTAL	Male	Female	TOTAL	Male	Female	TOTAL	Male	Female	TOTAL	Male	Female
Strongly Agree	58%	58%	58%	43%	44%	42%	29%	31%	27%	44%	44%	43%
Agree	34%	34%	35%	44%	43%	45%	54%	54%	54%	44%	44%	45%
Disagree	5%	5%	5%	10%	9%	11%	13%	11%	15%	9%	8%	10%
Strongly Disagree	2%	3%	2%	3%	4%	3%	4%	4%	3%	3%	3%	3%
Percent who answered question	93%	92%	94%	96%	96%	97%	97%	96%	97%	95%	95%	96%

Iowa Youth Survey • 2012 State of Iowa Results												
How much do you agree or disagree that each of the following statements is true: My school building is kept clean.												
IYS Question E59	6th Grade			8th Grade			11th Grade			All Grades		
	TOTAL	Male	Female	TOTAL	Male	Female	TOTAL	Male	Female	TOTAL	Male	Female
Strongly Agree	57%	55%	58%	40%	42%	39%	29%	31%	27%	42%	43%	41%
Agree	36%	37%	36%	46%	44%	48%	54%	52%	55%	45%	44%	46%
Disagree	6%	6%	5%	10%	9%	10%	13%	12%	14%	9%	9%	9%
Strongly Disagree	2%	2%	1%	4%	5%	4%	5%	5%	4%	4%	4%	3%
Percent who answered question	93%	92%	94%	96%	96%	97%	97%	97%	97%	95%	95%	96%

Iowa Youth Survey • 2012 State of Iowa Results												
How much do you agree or disagree that each of the following statements is true: My school has up-to-date computers and other electronic equipment available to students.												
IYS Question E60	6th Grade			8th Grade			11th Grade			All Grades		
	TOTAL	Male	Female	TOTAL	Male	Female	TOTAL	Male	Female	TOTAL	Male	Female
Strongly Agree	65%	62%	67%	50%	49%	52%	37%	37%	38%	51%	49%	53%
Agree	28%	29%	27%	37%	37%	38%	47%	45%	48%	37%	37%	38%
Disagree	5%	6%	4%	8%	9%	7%	10%	11%	9%	8%	9%	7%
Strongly Disagree	2%	3%	2%	4%	6%	3%	6%	7%	4%	4%	5%	3%
Percent who answered question	92%	92%	93%	96%	96%	97%	97%	96%	97%	95%	95%	96%

Iowa Youth Survey • 2012 State of Iowa Results												
How much do you agree or disagree that each of the following statements is true: My school is physically attractive (well designed, nicely decorated, etc.).												
IYS Question E61	6th Grade			8th Grade			11th Grade			All Grades		
	TOTAL	Male	Female	TOTAL	Male	Female	TOTAL	Male	Female	TOTAL	Male	Female
Strongly Agree	58%	56%	60%	41%	41%	40%	27%	28%	26%	42%	42%	42%
Agree	34%	35%	33%	43%	42%	45%	50%	49%	51%	42%	42%	43%
Disagree	6%	7%	5%	11%	11%	11%	17%	16%	18%	11%	11%	11%
Strongly Disagree	2%	3%	2%	5%	6%	4%	6%	7%	6%	4%	5%	4%
Percent who answered question	92%	92%	93%	96%	96%	97%	97%	96%	98%	95%	95%	96%

Iowa Youth Survey • 2012 State of Iowa Results												
How much do you agree or disagree that each of the following statements is true: We have space and facilities for extra-curricular activities at my school.												
IYS Question E62	6th Grade			8th Grade			11th Grade			All Grades		
	TOTAL	Male	Female	TOTAL	Male	Female	TOTAL	Male	Female	TOTAL	Male	Female
Strongly Agree	64%	63%	65%	53%	53%	52%	38%	39%	36%	52%	52%	51%
Agree	30%	30%	29%	39%	38%	40%	50%	49%	51%	39%	39%	40%
Disagree	5%	5%	4%	6%	5%	6%	8%	7%	9%	6%	6%	7%
Strongly Disagree	2%	2%	1%	3%	3%	2%	4%	4%	3%	3%	3%	2%
Percent who answered question	92%	91%	92%	96%	96%	97%	97%	96%	97%	95%	94%	96%

Iowa Youth Survey • 2012 State of Iowa Results												
How much do you agree or disagree that each of the following statements is true: My school building is kept in good condition.												
IYS Question E63	6th Grade			8th Grade			11th Grade			All Grades		
	TOTAL	Male	Female	TOTAL	Male	Female	TOTAL	Male	Female	TOTAL	Male	Female
Strongly Agree	65%	63%	67%	48%	48%	48%	33%	35%	32%	49%	49%	49%
Agree	30%	31%	28%	42%	41%	43%	53%	51%	55%	41%	41%	42%
Disagree	3%	4%	3%	7%	7%	6%	9%	9%	10%	6%	7%	6%
Strongly Disagree	2%	2%	1%	3%	4%	2%	4%	5%	4%	3%	4%	2%
Percent who answered question	93%	92%	94%	96%	96%	97%	97%	96%	98%	95%	95%	96%

Section F. Family Questions

Iowa Youth Survey • 2012 State of Iowa Results												
How much do you agree or disagree that each of the following statements is true: In my home there are clear rules about what I can and cannot do.												
IYS Question F1	6th Grade			8th Grade			11th Grade			All Grades		
	TOTAL	Male	Female	TOTAL	Male	Female	TOTAL	Male	Female	TOTAL	Male	Female
Strongly Agree	69%	68%	69%	58%	59%	57%	47%	47%	48%	58%	58%	58%
Agree	27%	27%	27%	35%	35%	36%	43%	43%	43%	35%	35%	35%
Disagree	3%	3%	3%	5%	5%	6%	8%	8%	8%	5%	5%	6%
Strongly Disagree	1%	1%	1%	1%	2%	1%	2%	2%	2%	1%	2%	1%
Percent who answered question	94%	93%	94%	97%	97%	97%	97%	97%	98%	96%	95%	96%

Iowa Youth Survey • 2012 State of Iowa Results												
How much do you agree or disagree that each of the following statements is true: I have a happy home.												
IYS Question F2	6th Grade			8th Grade			11th Grade			All Grades		
	TOTAL	Male	Female	TOTAL	Male	Female	TOTAL	Male	Female	TOTAL	Male	Female
Strongly Agree	68%	68%	67%	55%	58%	52%	46%	47%	45%	56%	58%	55%
Agree	26%	26%	27%	34%	33%	35%	41%	42%	41%	34%	33%	34%
Disagree	5%	5%	5%	8%	6%	9%	10%	8%	11%	7%	6%	9%
Strongly Disagree	1%	1%	1%	3%	2%	3%	3%	3%	3%	3%	2%	3%
Percent who answered question	93%	93%	94%	97%	96%	97%	97%	97%	98%	96%	95%	96%

Iowa Youth Survey • 2012 State of Iowa Results												
How much do you agree or disagree that each of the following statements is true: There are people living in my home who have a serious alcohol or drug problem.												
IYS Question F3	6th Grade			8th Grade			11th Grade			All Grades		
	TOTAL	Male	Female	TOTAL	Male	Female	TOTAL	Male	Female	TOTAL	Male	Female
Strongly Agree	7%	8%	5%	7%	8%	5%	6%	7%	5%	6%	8%	5%
Agree	6%	7%	5%	7%	7%	7%	8%	8%	7%	7%	7%	6%
Disagree	17%	18%	16%	19%	20%	19%	22%	22%	22%	19%	20%	19%
Strongly Disagree	70%	67%	74%	67%	66%	69%	64%	63%	66%	67%	65%	69%
Percent who answered question	92%	92%	92%	96%	96%	97%	97%	96%	97%	95%	95%	96%

Iowa Youth Survey • 2012 State of Iowa Results												
How much do you agree or disagree that each of the following statements is true: I feel very close to at least one of my parents/guardians.												
IYS Question F4	6th Grade			8th Grade			11th Grade			All Grades		
	TOTAL	Male	Female	TOTAL	Male	Female	TOTAL	Male	Female	TOTAL	Male	Female
Strongly Agree	80%	81%	80%	65%	69%	62%	51%	53%	50%	66%	68%	64%
Agree	15%	16%	15%	25%	25%	26%	34%	35%	33%	25%	25%	25%
Disagree	3%	2%	3%	7%	4%	9%	11%	9%	12%	7%	5%	8%
Strongly Disagree	1%	1%	2%	3%	2%	4%	4%	4%	4%	3%	2%	3%
Percent who answered question	93%	92%	94%	96%	96%	97%	97%	96%	97%	95%	95%	96%

Iowa Youth Survey • 2012 State of Iowa Results												
How much do you agree or disagree that each of the following statements is true: I can talk about the things that bother me or I don't understand with someone in my home.												
IYS Question F5	6th Grade			8th Grade			11th Grade			All Grades		
	TOTAL	Male	Female	TOTAL	Male	Female	TOTAL	Male	Female	TOTAL	Male	Female
Strongly Agree	67%	67%	66%	53%	55%	51%	42%	42%	43%	54%	55%	54%
Agree	23%	23%	23%	30%	30%	29%	36%	38%	35%	29%	30%	29%
Disagree	7%	6%	7%	11%	10%	13%	15%	14%	15%	11%	10%	12%
Strongly Disagree	4%	4%	4%	6%	5%	7%	7%	6%	7%	5%	5%	6%
Percent who answered question	92%	92%	93%	96%	96%	97%	97%	96%	98%	95%	95%	96%

Iowa Youth Survey • 2012 State of Iowa Results												
How much do you agree or disagree that each of the following statements is true: I can get help and support when I need it from someone in my home.												
IYS Question F6	6th Grade			8th Grade			11th Grade			All Grades		
	TOTAL	Male	Female	TOTAL	Male	Female	TOTAL	Male	Female	TOTAL	Male	Female
Strongly Agree	76%	76%	75%	62%	64%	60%	50%	50%	50%	63%	64%	62%
Agree	19%	20%	19%	28%	28%	28%	38%	39%	36%	28%	29%	28%
Disagree	3%	3%	3%	6%	4%	8%	8%	7%	9%	6%	5%	7%
Strongly Disagree	2%	2%	2%	4%	3%	4%	4%	4%	5%	3%	3%	4%
Percent who answered question	93%	92%	93%	96%	96%	97%	97%	96%	97%	95%	95%	96%

Iowa Youth Survey • 2012 State of Iowa Results												
How often do the following occur: A parent/guardian knows where I am and who I am with, especially in the evening and on weekends?												
IYS Question F7	6th Grade			8th Grade			11th Grade			All Grades		
	TOTAL	Male	Female	TOTAL	Male	Female	TOTAL	Male	Female	TOTAL	Male	Female
Never	5%	6%	4%	5%	6%	3%	5%	6%	3%	5%	6%	3%
Sometimes	7%	8%	5%	10%	11%	9%	18%	20%	17%	12%	13%	10%
Often	16%	20%	12%	24%	28%	20%	32%	36%	28%	24%	28%	20%
Always	72%	66%	78%	61%	55%	68%	45%	38%	52%	60%	53%	66%
Percent who answered question	92%	91%	93%	96%	96%	97%	97%	96%	97%	95%	94%	96%

Iowa Youth Survey • 2012 State of Iowa Results												
How often do the following occur: A parent/guardian checks to make sure I have done the things I am supposed to do (school, homework, household chores, get home on time, etc.)?												
IYS Question F8	6th Grade			8th Grade			11th Grade			All Grades		
	TOTAL	Male	Female	TOTAL	Male	Female	TOTAL	Male	Female	TOTAL	Male	Female
Never	6%	7%	5%	7%	8%	6%	9%	10%	9%	7%	8%	6%
Sometimes	9%	10%	8%	15%	16%	15%	25%	25%	25%	16%	17%	16%
Often	20%	21%	18%	26%	28%	25%	33%	35%	31%	26%	28%	25%
Always	65%	62%	68%	51%	49%	54%	33%	30%	36%	50%	47%	53%
Percent who answered question	92%	91%	93%	96%	95%	97%	97%	96%	97%	95%	94%	96%

Iowa Youth Survey • 2012 State of Iowa Results												
How often do the following occur: A parent/guardian generally finds out if I have done something wrong, and then punishes me?												
IYS Question F9	6th Grade			8th Grade			11th Grade			All Grades		
	TOTAL	Male	Female	TOTAL	Male	Female	TOTAL	Male	Female	TOTAL	Male	Female
Never	8%	8%	7%	7%	8%	7%	10%	11%	10%	8%	9%	8%
Sometimes	17%	18%	17%	20%	20%	21%	29%	30%	29%	22%	22%	22%
Often	27%	28%	26%	29%	31%	27%	31%	33%	29%	29%	31%	27%
Always	48%	46%	50%	43%	41%	46%	30%	27%	33%	40%	38%	43%
Percent who answered question	91%	90%	92%	96%	95%	97%	96%	96%	97%	94%	94%	95%

Iowa Youth Survey • 2012 State of Iowa Results												
How often do the following occur: When I am doing a good job, someone in my home lets me know about it?												
IYS Question F10	6th Grade			8th Grade			11th Grade			All Grades		
	TOTAL	Male	Female	TOTAL	Male	Female	TOTAL	Male	Female	TOTAL	Male	Female
Never	10%	11%	9%	11%	12%	11%	12%	13%	12%	11%	12%	11%
Sometimes	17%	17%	17%	24%	23%	25%	31%	31%	32%	24%	24%	24%
Often	22%	23%	21%	26%	27%	25%	29%	31%	27%	26%	27%	24%
Always	51%	49%	54%	39%	39%	39%	27%	25%	29%	39%	38%	41%
Percent who answered question	91%	90%	92%	96%	95%	97%	96%	96%	97%	94%	94%	95%

Iowa Youth Survey • 2012 State of Iowa Results												
How often do the following occur: Someone in my home helps me with my homework?												
IYS Question F11	6th Grade			8th Grade			11th Grade			All Grades		
	TOTAL	Male	Female	TOTAL	Male	Female	TOTAL	Male	Female	TOTAL	Male	Female
Never	10%	11%	9%	16%	16%	16%	32%	33%	31%	19%	20%	18%
Sometimes	21%	22%	21%	27%	27%	28%	35%	34%	36%	28%	28%	28%
Often	21%	22%	20%	22%	23%	21%	17%	18%	16%	20%	21%	19%
Always	48%	45%	51%	35%	33%	36%	15%	14%	17%	33%	31%	34%
Percent who answered question	91%	90%	92%	96%	95%	97%	96%	96%	97%	94%	93%	95%

Iowa Youth Survey • 2012 State of Iowa Results												
How often do the following occur: At least one of my parents/guardians goes to school activities that I am involved in?												
IYS Question F12	6th Grade			8th Grade			11th Grade			All Grades		
	TOTAL	Male	Female	TOTAL	Male	Female	TOTAL	Male	Female	TOTAL	Male	Female
Never	16%	19%	14%	14%	16%	13%	17%	18%	16%	16%	18%	14%
Sometimes	18%	19%	17%	16%	15%	16%	18%	18%	19%	17%	17%	17%
Often	18%	18%	18%	21%	21%	20%	22%	23%	21%	20%	21%	20%
Always	48%	44%	51%	49%	48%	51%	43%	41%	44%	47%	45%	49%
Percent who answered question	90%	89%	91%	95%	95%	96%	96%	95%	97%	94%	93%	95%

Iowa Youth Survey • 2012 State of Iowa Results												
How wrong would your parents/guardians feel it would be for you to: Drink beer, wine or hard liquor (for example vodka, whiskey, gin) without their permission?												
IYS Question F13	6th Grade			8th Grade			11th Grade			All Grades		
	TOTAL	Male	Female	TOTAL	Male	Female	TOTAL	Male	Female	TOTAL	Male	Female
Very Wrong	93%	91%	94%	84%	83%	86%	59%	56%	62%	79%	77%	81%
Wrong	4%	5%	4%	10%	10%	9%	21%	22%	21%	12%	12%	11%
A Little Wrong	1%	2%	1%	4%	4%	4%	14%	15%	13%	6%	7%	6%
Not Wrong At All	1%	1%	0%	1%	2%	1%	4%	5%	3%	2%	2%	1%
Don't Know	1%	1%	1%	1%	1%	1%	2%	2%	1%	1%	2%	1%
Percent who answered question	92%	91%	93%	96%	96%	97%	97%	96%	97%	95%	94%	96%

Iowa Youth Survey • 2012 State of Iowa Results												
How wrong would your parents/guardians feel it would be for you to: Smoke cigarettes?												
IYS Question F14	6th Grade			8th Grade			11th Grade			All Grades		
	TOTAL	Male	Female	TOTAL	Male	Female	TOTAL	Male	Female	TOTAL	Male	Female
Very Wrong	94%	93%	95%	90%	90%	91%	79%	77%	82%	88%	87%	89%
Wrong	4%	4%	3%	6%	7%	6%	13%	14%	12%	8%	8%	7%
A Little Wrong	1%	1%	1%	2%	1%	2%	4%	4%	4%	2%	2%	2%
Not Wrong At All	0%	1%	0%	1%	1%	1%	2%	3%	2%	1%	1%	1%
Don't Know	1%	1%	1%	1%	1%	1%	1%	2%	1%	1%	1%	1%
Percent who answered question	91%	90%	93%	96%	95%	97%	97%	96%	97%	95%	94%	96%

Iowa Youth Survey • 2012 State of Iowa Results												
How wrong would your parents/guardians feel it would be for you to: Smoke marijuana?												
IYS Question F15	6th Grade			8th Grade			11th Grade			All Grades		
	TOTAL	Male	Female	TOTAL	Male	Female	TOTAL	Male	Female	TOTAL	Male	Female
Very wrong	96%	95%	97%	92%	91%	93%	81%	78%	84%	90%	88%	91%
Wrong	2%	3%	2%	5%	5%	4%	10%	11%	9%	6%	6%	5%
A Little Wrong	0%	1%	0%	2%	2%	1%	5%	5%	4%	2%	3%	2%
Not Wrong At All	0%	1%	0%	1%	1%	1%	3%	3%	2%	1%	2%	1%
Don't Know	1%	1%	1%	1%	1%	1%	2%	2%	1%	1%	1%	1%
Percent who answered question	91%	90%	92%	96%	95%	97%	97%	96%	97%	95%	94%	95%

Iowa Youth Survey • 2012 State of Iowa Results												
How wrong would your parents/guardians feel it would be for you to: Use <u>any</u> illegal drug <u>other than</u> alcohol, cigarettes, or marijuana?												
IYS Question F16	6th Grade			8th Grade			11th Grade			All Grades		
	TOTAL	Male	Female	TOTAL	Male	Female	TOTAL	Male	Female	TOTAL	Male	Female
Very Wrong	96%	96%	97%	94%	93%	95%	89%	87%	91%	93%	92%	94%
Wrong	2%	2%	2%	4%	4%	4%	7%	8%	6%	4%	5%	4%
A Little Wrong	0%	0%	0%	1%	1%	1%	1%	2%	1%	1%	1%	1%
Not Wrong At all	0%	1%	0%	1%	1%	0%	1%	2%	1%	1%	1%	0%
Don't Know	1%	1%	1%	1%	1%	1%	1%	2%	1%	1%	1%	1%
Percent who answered question	91%	90%	93%	96%	95%	97%	97%	96%	97%	95%	94%	96%

Iowa Youth Survey • 2012 State of Iowa Results												
How wrong would your parents/guardians feel it would be for you to: Misuse prescription drugs, whether they are yours or someone else's?												
IYS Question F17	6th Grade			8th Grade			11th Grade			All Grades		
	TOTAL	Male	Female	TOTAL	Male	Female	TOTAL	Male	Female	TOTAL	Male	Female
Very Wrong	94%	93%	95%	92%	91%	93%	87%	84%	89%	91%	90%	92%
Wrong	4%	4%	3%	5%	5%	5%	9%	10%	8%	6%	6%	5%
A Little Wrong	1%	1%	0%	1%	1%	1%	2%	2%	2%	1%	1%	1%
Not Wrong At All	0%	1%	0%	1%	1%	1%	1%	2%	1%	1%	1%	1%
Don't Know	1%	1%	1%	1%	1%	1%	1%	2%	1%	1%	1%	1%
Percent who answered question	91%	90%	93%	96%	95%	97%	97%	96%	97%	95%	94%	96%

Iowa Youth Survey • 2012 State of Iowa Results												
How wrong would your parents/guardians feel it would be for you to: Start a physical fight with someone?												
IYS Question F18	6th Grade			8th Grade			11th Grade			All Grades		
	TOTAL	Male	Female	TOTAL	Male	Female	TOTAL	Male	Female	TOTAL	Male	Female
Very Wrong	80%	75%	85%	67%	60%	73%	55%	46%	65%	67%	61%	74%
Wrong	13%	15%	10%	18%	20%	15%	23%	25%	20%	18%	20%	15%
A Little Wrong	5%	6%	3%	11%	14%	8%	16%	20%	11%	10%	13%	7%
Not Wrong At All	1%	2%	1%	3%	4%	2%	5%	7%	2%	3%	4%	2%
Don't Know	1%	2%	1%	2%	2%	1%	2%	3%	1%	2%	2%	1%
Percent who answered question	91%	90%	93%	96%	95%	97%	97%	96%	97%	95%	94%	96%

Iowa Youth Survey • 2012 State of Iowa Results												
How wrong would your parents/guardians feel it would be for you to: Go to a party where kids under 21 were using alcohol?												
IYS Question F19	6th Grade			8th Grade			11th Grade			All Grades		
	TOTAL	Male	Female	TOTAL	Male	Female	TOTAL	Male	Female	TOTAL	Male	Female
Very Wrong	93%	91%	94%	86%	84%	87%	64%	61%	67%	81%	79%	83%
Wrong	5%	5%	4%	9%	10%	8%	20%	21%	19%	11%	12%	10%
A Little Wrong	1%	1%	1%	3%	3%	3%	11%	11%	10%	5%	5%	5%
Not Wrong At All	1%	1%	0%	1%	2%	1%	4%	5%	3%	2%	2%	1%
Don't Know	1%	1%	1%	1%	1%	1%	2%	2%	1%	1%	1%	1%
Percent who answered question	91%	90%	93%	96%	95%	97%	97%	96%	97%	95%	94%	96%

Iowa Youth Survey • 2012 State of Iowa Results												
How wrong would your parents/guardians feel it would be for you to: Go to a party where kids were using drugs?												
IYS Question F20	6th Grade			8th Grade			11th Grade			All Grades		
	TOTAL	Male	Female	TOTAL	Male	Female	TOTAL	Male	Female	TOTAL	Male	Female
Very Wrong	95%	94%	96%	91%	90%	92%	81%	79%	83%	89%	88%	91%
Wrong	3%	3%	2%	6%	6%	5%	12%	13%	11%	7%	7%	6%
A Little Wrong	1%	1%	0%	1%	1%	1%	3%	4%	3%	2%	2%	2%
Not Wrong At All	0%	1%	0%	1%	1%	1%	2%	2%	1%	1%	1%	1%
Don't Know	1%	1%	1%	1%	1%	1%	2%	2%	1%	1%	1%	1%
Percent who answered question	91%	90%	93%	96%	95%	97%	97%	96%	97%	95%	94%	96%

Section G. Community Questions

Iowa Youth Survey • 2012 State of Iowa Results												
In your neighborhood or community, how difficult do you think it would be for a kid your age to get each of the following: Cigarettes?												
IYS Question G1	6th Grade			8th Grade			11th Grade			All Grades		
	TOTAL	Male	Female	TOTAL	Male	Female	TOTAL	Male	Female	TOTAL	Male	Female
Very Hard	53%	52%	54%	32%	34%	30%	11%	12%	11%	32%	33%	32%
Hard	20%	20%	20%	26%	25%	27%	16%	16%	16%	21%	20%	21%
Easy	9%	9%	8%	20%	19%	22%	36%	34%	37%	21%	21%	22%
Very Easy	4%	4%	3%	9%	10%	9%	27%	27%	27%	13%	14%	13%
Don't Know	15%	14%	15%	13%	13%	13%	10%	10%	10%	13%	12%	13%
Percent who answered question	91%	90%	91%	96%	95%	97%	97%	96%	97%	94%	94%	95%

Iowa Youth Survey • 2012 State of Iowa Results												
In your neighborhood or community, how difficult do you think it would be for a kid your age to get each of the following: Alcoholic beverages (beer, wine or liquor)?												
IYS Question G2	6th Grade			8th Grade			11th Grade			All Grades		
	TOTAL	Male	Female	TOTAL	Male	Female	TOTAL	Male	Female	TOTAL	Male	Female
Very Hard	51%	49%	53%	29%	30%	27%	9%	10%	8%	30%	30%	29%
Hard	20%	20%	20%	24%	23%	25%	14%	15%	12%	19%	20%	19%
Easy	11%	11%	10%	24%	23%	26%	38%	37%	38%	24%	23%	25%
Very Easy	5%	5%	4%	12%	12%	11%	31%	29%	33%	15%	15%	16%
Don't Know	13%	14%	13%	12%	12%	12%	8%	9%	8%	11%	11%	11%
Percent who answered question	91%	90%	91%	96%	95%	97%	97%	96%	97%	94%	94%	95%

Iowa Youth Survey • 2012 State of Iowa Results												
In your neighborhood or community, how difficult do you think it would be for a kid your age to get each of the following: Marijuana (pot, weed, bud, hash)?												
IYS Question G3	6th Grade			8th Grade			11th Grade			All Grades		
	TOTAL	Male	Female	TOTAL	Male	Female	TOTAL	Male	Female	TOTAL	Male	Female
Very Hard	68%	67%	70%	47%	49%	46%	17%	17%	16%	44%	45%	44%
Hard	11%	11%	11%	19%	18%	21%	18%	18%	17%	16%	16%	16%
Easy	4%	4%	4%	12%	11%	12%	29%	27%	30%	15%	14%	15%
Very Easy	3%	3%	2%	7%	8%	7%	23%	25%	22%	11%	12%	10%
Don't Know	14%	14%	14%	14%	14%	14%	13%	13%	14%	14%	13%	14%
Percent who answered question	90%	90%	91%	96%	95%	97%	97%	96%	97%	94%	94%	95%

Iowa Youth Survey • 2012 State of Iowa Results												
In your neighborhood or community, how difficult do you think it would be for a kid your age to get each of the following: Methamphetamines (crank)?												
IYS Question G4	6th Grade			8th Grade			11th Grade			All Grades		
	TOTAL	Male	Female	TOTAL	Male	Female	TOTAL	Male	Female	TOTAL	Male	Female
Very Hard	69%	68%	70%	54%	57%	52%	32%	36%	29%	52%	54%	50%
Hard	10%	10%	10%	19%	17%	21%	27%	26%	29%	19%	18%	20%
Easy	3%	3%	2%	6%	6%	7%	11%	10%	12%	7%	6%	7%
Very Easy	2%	3%	2%	4%	4%	3%	6%	7%	6%	4%	5%	4%
Don't Know	16%	16%	16%	17%	16%	18%	23%	21%	25%	19%	18%	19%
Percent who answered question	90%	90%	91%	96%	95%	97%	96%	96%	97%	94%	94%	95%

Iowa Youth Survey • 2012 State of Iowa Results												
In your neighborhood or community, how difficult do you think it would be for a kid your age to get each of the following: Amphetamines <u>other than</u> methamphetamines (like stimulants, uppers, speed)?												
IYS Question G5	6th Grade			8th Grade			11th Grade			All Grades		
	TOTAL	Male	Female	TOTAL	Male	Female	TOTAL	Male	Female	TOTAL	Male	Female
Very Hard	68%	67%	68%	54%	56%	51%	32%	36%	28%	51%	53%	49%
Hard	11%	11%	11%	19%	17%	21%	26%	25%	27%	19%	18%	20%
Easy	3%	3%	3%	6%	6%	7%	12%	11%	13%	7%	7%	8%
Very Easy	2%	3%	2%	4%	4%	3%	7%	8%	6%	4%	5%	4%
Don't Know	16%	16%	16%	17%	16%	18%	23%	21%	25%	19%	18%	20%
Percent who answered question	90%	90%	91%	96%	95%	97%	97%	96%	97%	94%	94%	95%

Iowa Youth Survey • 2012 State of Iowa Results												
In your neighborhood or community, how difficult do you think it would be for a kid your age to get each of the following: Any other illegal drug (cocaine, etc.)?												
IYS Question G6	6th Grade			8th Grade			11th Grade			All Grades		
	TOTAL	Male	Female	TOTAL	Male	Female	TOTAL	Male	Female	TOTAL	Male	Female
Very Hard	69%	69%	70%	54%	56%	51%	32%	36%	28%	52%	54%	50%
Hard	11%	11%	12%	19%	17%	20%	25%	25%	26%	18%	18%	19%
Easy	3%	3%	3%	8%	7%	9%	13%	12%	15%	8%	7%	9%
Very Easy	2%	3%	2%	4%	5%	4%	8%	8%	7%	5%	5%	4%
Don't Know	14%	14%	14%	16%	15%	16%	22%	20%	23%	17%	16%	18%
Percent who answered question	90%	90%	91%	96%	95%	97%	97%	96%	97%	94%	94%	95%

Iowa Youth Survey • 2012 State of Iowa Results												
In your neighborhood or community, how difficult do you think it would be for a kid your age to get each of the following: A handgun?												
IYS Question G7	6th Grade			8th Grade			11th Grade			All Grades		
	TOTAL	Male	Female	TOTAL	Male	Female	TOTAL	Male	Female	TOTAL	Male	Female
Very Hard	56%	55%	58%	42%	44%	40%	29%	31%	26%	42%	44%	41%
Hard	18%	18%	18%	25%	23%	26%	27%	26%	29%	23%	22%	24%
Easy	7%	8%	7%	13%	12%	13%	17%	16%	17%	12%	12%	12%
Very Easy	4%	5%	3%	6%	7%	5%	9%	10%	7%	6%	7%	5%
Don't Know	14%	14%	14%	14%	13%	15%	19%	17%	21%	16%	15%	17%
Percent who answered question	90%	90%	91%	96%	95%	97%	97%	96%	97%	94%	94%	95%

Iowa Youth Survey • 2012 State of Iowa Results												
In your neighborhood or community, how difficult do you think it would be for a kid your age to get each of the following: Prescription medication that is not prescribed for you by a doctor or nurse?												
IYS Question G8	6th Grade			8th Grade			11th Grade			All Grades		
	TOTAL	Male	Female	TOTAL	Male	Female	TOTAL	Male	Female	TOTAL	Male	Female
Very Hard	54%	55%	54%	37%	41%	33%	19%	22%	15%	37%	39%	34%
Hard	17%	17%	18%	21%	20%	22%	21%	22%	19%	20%	19%	20%
Easy	8%	8%	8%	17%	14%	20%	27%	23%	31%	17%	15%	19%
Very Easy	5%	6%	5%	11%	10%	11%	17%	16%	19%	11%	11%	12%
Don't Know	15%	15%	15%	14%	14%	14%	16%	17%	16%	15%	15%	15%
Percent who answered question	90%	89%	91%	96%	95%	96%	96%	96%	97%	94%	93%	95%

Iowa Youth Survey • 2012 State of Iowa Results												
How wrong would most adults in your neighborhood and/or community feel it would be for you to: Drink beer, wine or hard liquor (for example vodka, whiskey, gin)?												
IYS Question G9	6th Grade			8th Grade			11th Grade			All Grades		
	TOTAL	Male	Female	TOTAL	Male	Female	TOTAL	Male	Female	TOTAL	Male	Female
Very Wrong	85%	83%	86%	72%	72%	72%	46%	44%	48%	68%	67%	69%
Wrong	9%	10%	8%	17%	16%	18%	31%	31%	31%	19%	19%	19%
A Little Wrong	2%	2%	2%	4%	4%	4%	13%	13%	12%	6%	7%	6%
Not Wrong At All	1%	1%	1%	2%	2%	1%	4%	4%	3%	2%	2%	1%
Don't Know	3%	3%	3%	5%	5%	4%	7%	7%	6%	5%	5%	4%
Percent who answered question	90%	89%	91%	96%	95%	96%	96%	95%	97%	94%	93%	95%

Iowa Youth Survey • 2012 State of Iowa Results												
How wrong would most adults in your neighborhood and/or community feel it would be for you to: Smoke cigarettes?												
IYS Question G10	6th Grade			8th Grade			11th Grade			All Grades		
	TOTAL	Male	Female	TOTAL	Male	Female	TOTAL	Male	Female	TOTAL	Male	Female
Very Wrong	86%	85%	87%	76%	77%	76%	55%	53%	58%	73%	72%	74%
Wrong	9%	9%	8%	15%	14%	15%	27%	28%	27%	17%	17%	17%
A Little Wrong	2%	2%	2%	3%	3%	3%	8%	8%	7%	4%	4%	4%
Not Wrong At All	1%	1%	1%	1%	2%	1%	3%	4%	2%	2%	2%	1%
Don't Know	3%	3%	3%	5%	5%	4%	7%	7%	6%	5%	5%	4%
Percent who answered question	90%	89%	91%	95%	95%	96%	96%	95%	97%	94%	93%	95%

Iowa Youth Survey • 2012 State of Iowa Results												
How wrong would most adults in your neighborhood and/or community feel it would be for you to: Smoke marijuana?												
IYS Question G11	6th Grade			8th Grade			11th Grade			All Grades		
	TOTAL	Male	Female	TOTAL	Male	Female	TOTAL	Male	Female	TOTAL	Male	Female
Very Wrong	90%	89%	91%	81%	81%	82%	64%	61%	66%	78%	77%	80%
Wrong	5%	6%	5%	11%	11%	11%	22%	23%	21%	13%	13%	12%
A Little Wrong	1%	1%	1%	2%	2%	2%	5%	6%	5%	3%	3%	2%
Not Wrong At All	1%	1%	0%	1%	2%	1%	3%	3%	2%	1%	2%	1%
Don't Know	3%	3%	3%	5%	5%	4%	7%	7%	6%	5%	5%	4%
Percent who answered question	90%	89%	91%	95%	95%	96%	96%	95%	97%	94%	93%	95%

Iowa Youth Survey • 2012 State of Iowa Results												
How wrong would most adults in your neighborhood and/or community feel it would be for you to: Use <u>any</u> illegal drug <u>other than</u> alcohol, cigarettes, or marijuana?												
IYS Question G12	6th Grade			8th Grade			11th Grade			All Grades		
	TOTAL	Male	Female	TOTAL	Male	Female	TOTAL	Male	Female	TOTAL	Male	Female
Very Wrong	90%	89%	91%	82%	82%	82%	69%	67%	71%	81%	80%	82%
Wrong	5%	6%	5%	11%	10%	11%	19%	20%	19%	12%	12%	12%
A Little Wrong	1%	1%	1%	2%	2%	2%	3%	3%	3%	2%	2%	2%
Not Wrong At All	1%	1%	0%	1%	1%	1%	2%	2%	1%	1%	1%	1%
Don't Know	3%	3%	3%	5%	5%	4%	7%	7%	6%	5%	5%	4%
Percent who answered question	90%	89%	91%	95%	95%	96%	96%	95%	97%	94%	93%	95%

Iowa Youth Survey • 2012 State of Iowa Results												
How wrong would most adults in your neighborhood and/or community feel it would be for you to: Start a physical fight with someone?												
IYS Question G13	6th Grade			8th Grade			11th Grade			All Grades		
	TOTAL	Male	Female	TOTAL	Male	Female	TOTAL	Male	Female	TOTAL	Male	Female
Very Wrong	75%	72%	78%	64%	61%	67%	50%	45%	56%	63%	59%	67%
Wrong	15%	16%	13%	19%	20%	19%	28%	28%	27%	20%	21%	20%
A Little Wrong	5%	6%	4%	9%	10%	8%	11%	14%	9%	8%	10%	7%
Not Wrong At All	1%	2%	1%	3%	4%	2%	4%	5%	2%	3%	3%	2%
Don't Know	4%	4%	3%	5%	6%	5%	7%	8%	6%	5%	6%	5%
Percent who answered question	90%	89%	91%	95%	95%	96%	96%	95%	97%	94%	93%	95%

Iowa Youth Survey • 2012 State of Iowa Results												
How wrong would most adults in your neighborhood and/or community feel it would be for you to: Go to a party where kids under 21 were using alcohol?												
IYS Question G14	6th Grade			8th Grade			11th Grade			All Grades		
	TOTAL	Male	Female	TOTAL	Male	Female	TOTAL	Male	Female	TOTAL	Male	Female
Very Wrong	87%	86%	88%	76%	76%	76%	53%	51%	55%	72%	71%	73%
Wrong	8%	8%	7%	14%	14%	14%	27%	27%	27%	16%	16%	16%
A Little Wrong	1%	2%	1%	3%	3%	4%	10%	10%	10%	5%	5%	5%
Not Wrong At All	1%	1%	1%	2%	2%	1%	3%	4%	3%	2%	2%	2%
Don't Know	3%	4%	3%	5%	5%	4%	7%	8%	6%	5%	5%	5%
Percent who answered question	90%	89%	91%	95%	95%	96%	96%	95%	97%	94%	93%	95%

Iowa Youth Survey • 2012 State of Iowa Results												
How wrong would most adults in your neighborhood and/or community feel it would be for you to: Go to a party where kids were using drugs?												
IYS Question G15	6th Grade			8th Grade			11th Grade			All Grades		
	TOTAL	Male	Female	TOTAL	Male	Female	TOTAL	Male	Female	TOTAL	Male	Female
Very Wrong	89%	88%	90%	80%	80%	80%	64%	62%	65%	78%	77%	79%
Wrong	6%	7%	6%	12%	11%	12%	22%	22%	23%	13%	13%	13%
A Little Wrong	1%	1%	1%	2%	2%	2%	5%	5%	5%	3%	3%	3%
Not Wrong At All	1%	1%	1%	1%	2%	1%	2%	3%	2%	1%	2%	1%
Don't Know	3%	3%	3%	5%	5%	4%	7%	8%	6%	5%	5%	4%
Percent who answered question	90%	89%	91%	95%	95%	96%	96%	95%	97%	94%	93%	95%

Iowa Youth Survey • 2012 State of Iowa Results												
How wrong would most adults in your neighborhood and/or community feel it would be for you to: Use prescription drugs that were not prescribed for you, or in a way other than the directions?												
IYS Question G16	6th Grade			8th Grade			11th Grade			All Grades		
	TOTAL	Male	Female	TOTAL	Male	Female	TOTAL	Male	Female	TOTAL	Male	Female
Very Wrong	86%	85%	87%	79%	79%	78%	64%	62%	66%	76%	76%	77%
Wrong	8%	9%	8%	13%	12%	14%	23%	23%	22%	15%	15%	15%
A Little Wrong	1%	1%	1%	2%	2%	2%	4%	5%	4%	3%	3%	3%
Not Wrong At All	1%	1%	0%	1%	1%	1%	2%	2%	1%	1%	1%	1%
Don't Know	4%	4%	4%	5%	5%	4%	7%	8%	6%	5%	6%	5%
Percent who answered question	89%	89%	91%	95%	95%	96%	96%	95%	97%	93%	93%	94%

Iowa Youth Survey • 2012 State of Iowa Results												
How wrong would most adults in your neighborhood and/or community feel it would be for you to: Use over the counter medications in a way other than the directions?												
IYS Question G17	6th Grade			8th Grade			11th Grade			All Grades		
	TOTAL	Male	Female	TOTAL	Male	Female	TOTAL	Male	Female	TOTAL	Male	Female
Very Wrong	85%	84%	86%	78%	78%	77%	63%	61%	65%	75%	75%	76%
Wrong	9%	9%	8%	13%	13%	14%	23%	24%	23%	15%	15%	15%
A Little Wrong	2%	2%	1%	3%	2%	3%	5%	5%	4%	3%	3%	3%
Not Wrong At All	1%	1%	1%	1%	1%	1%	2%	2%	1%	1%	2%	1%
Don't Know	4%	4%	4%	5%	5%	5%	7%	8%	6%	5%	6%	5%
Percent who answered question	89%	88%	90%	95%	94%	96%	96%	95%	97%	93%	92%	94%

Iowa Youth Survey • 2012 State of Iowa Results												
How much do you agree or disagree that each of the following statements is true: My neighborhood is a safe place to live.												
IYS Question G18	6th Grade			8th Grade			11th Grade			All Grades		
	TOTAL	Male	Female	TOTAL	Male	Female	TOTAL	Male	Female	TOTAL	Male	Female
Strongly Agree	61%	62%	61%	56%	58%	53%	50%	53%	47%	56%	58%	54%
Agree	32%	31%	32%	37%	34%	39%	43%	40%	46%	37%	35%	39%
Disagree	5%	5%	5%	6%	5%	6%	5%	5%	5%	5%	5%	5%
Strongly Disagree	2%	2%	2%	2%	2%	2%	2%	2%	1%	2%	2%	2%
Percent who answered question	90%	89%	91%	95%	94%	96%	96%	95%	97%	94%	93%	95%

Iowa Youth Survey • 2012 State of Iowa Results												
How much do you agree or disagree that each of the following statements is true: In my neighborhood there are lots of fights, crime, or illegal drugs.												
IYS Question G19	6th Grade			8th Grade			11th Grade			All Grades		
	TOTAL	Male	Female	TOTAL	Male	Female	TOTAL	Male	Female	TOTAL	Male	Female
Strongly Agree	7%	9%	6%	8%	10%	5%	6%	8%	5%	7%	9%	5%
Agree	7%	7%	6%	8%	9%	8%	9%	10%	8%	8%	9%	7%
Disagree	22%	23%	21%	26%	25%	26%	31%	30%	32%	26%	26%	26%
Strongly Disagree	64%	61%	67%	58%	56%	60%	54%	52%	56%	59%	56%	61%
Percent who answered question	89%	88%	90%	95%	94%	96%	96%	95%	97%	93%	92%	94%

Iowa Youth Survey • 2012 State of Iowa Results												
How much do you agree or disagree that each of the following statements is true: If someone in my neighborhood or community saw me do something wrong, they would tell one of my parents (or adults who live with me).												
IYS Question G20	6th Grade			8th Grade			11th Grade			All Grades		
	TOTAL	Male	Female	TOTAL	Male	Female	TOTAL	Male	Female	TOTAL	Male	Female
Strongly Agree	56%	55%	56%	43%	44%	43%	28%	29%	28%	43%	43%	42%
Agree	33%	32%	34%	39%	38%	39%	47%	48%	46%	39%	39%	40%
Disagree	8%	8%	7%	14%	13%	14%	19%	18%	20%	13%	13%	14%
Strongly Disagree	4%	5%	3%	4%	5%	4%	6%	6%	6%	5%	5%	4%
Percent who answered question	89%	88%	90%	95%	94%	96%	96%	95%	96%	93%	92%	94%

Iowa Youth Survey • 2012 State of Iowa Results												
How much do you agree or disagree that each of the following statements is true: Adults in my community care about people my age.												
IYS Question G21	6th Grade			8th Grade			11th Grade			All Grades		
	TOTAL	Male	Female	TOTAL	Male	Female	TOTAL	Male	Female	TOTAL	Male	Female
Strongly Agree	60%	59%	61%	43%	45%	41%	25%	28%	23%	43%	44%	42%
Agree	31%	32%	31%	41%	40%	42%	50%	50%	51%	41%	40%	41%
Disagree	6%	6%	6%	12%	11%	13%	19%	17%	21%	12%	11%	13%
Strongly Disagree	2%	3%	2%	4%	4%	4%	5%	5%	5%	4%	4%	4%
Percent who answered question	89%	88%	90%	94%	94%	95%	95%	95%	96%	93%	92%	94%

Iowa Youth Survey • 2012 State of Iowa Results												
How much do you agree or disagree that each of the following statements is true: My neighbors get along well with each other.												
IYS Question G22	6th Grade			8th Grade			11th Grade			All Grades		
	TOTAL	Male	Female	TOTAL	Male	Female	TOTAL	Male	Female	TOTAL	Male	Female
Strongly Agree	60%	61%	60%	48%	49%	46%	34%	35%	32%	47%	49%	46%
Agree	30%	29%	30%	39%	38%	40%	53%	52%	54%	40%	40%	41%
Disagree	7%	7%	7%	9%	9%	10%	10%	10%	11%	9%	8%	9%
Strongly Disagree	3%	3%	3%	4%	4%	4%	3%	4%	3%	3%	4%	3%
Percent who answered question	88%	87%	90%	94%	94%	95%	95%	95%	96%	93%	92%	94%

Iowa Youth Survey • 2012 State of Iowa Results												
How much do you agree or disagree that each of the following statements is true: There are enough places for kids my age to go that are alcohol and drug free.												
IYS Question G23	6th Grade			8th Grade			11th Grade			All Grades		
	TOTAL	Male	Female	TOTAL	Male	Female	TOTAL	Male	Female	TOTAL	Male	Female
Strongly Agree	64%	65%	64%	51%	53%	49%	32%	35%	29%	49%	51%	47%
Agree	19%	19%	19%	31%	30%	32%	45%	45%	45%	32%	31%	32%
Disagree	7%	6%	7%	10%	9%	11%	16%	13%	18%	11%	10%	12%
Strongly Disagree	10%	9%	11%	8%	8%	8%	7%	7%	8%	8%	8%	9%
Percent who answered question	88%	87%	89%	94%	94%	95%	96%	95%	96%	92%	92%	93%

Iowa Youth Survey • 2012 State of Iowa Results												
How much do you agree or disagree that each of the following statements is true: Adults in my neighborhood or community let me know they are proud of me when I do something well.												
IYS Question G24	6th Grade			8th Grade			11th Grade			All Grades		
	TOTAL	Male	Female	TOTAL	Male	Female	TOTAL	Male	Female	TOTAL	Male	Female
Strongly Agree	48%	49%	46%	33%	37%	29%	21%	24%	18%	34%	37%	31%
Agree	32%	31%	32%	34%	33%	34%	38%	40%	37%	34%	35%	34%
Disagree	14%	13%	14%	21%	19%	24%	27%	24%	30%	21%	19%	23%
Strongly Disagree	7%	7%	7%	12%	11%	13%	13%	12%	15%	11%	10%	12%
Percent who answered question	88%	87%	89%	94%	93%	95%	95%	94%	96%	92%	92%	93%

Iowa Youth Survey • 2012 State of Iowa Results												
How much do you agree or disagree that each of the following statements is true: Adults in my neighborhood or community help me when I need help.												
IYS Question G25	6th Grade			8th Grade			11th Grade			All Grades		
	TOTAL	Male	Female	TOTAL	Male	Female	TOTAL	Male	Female	TOTAL	Male	Female
Strongly Agree	52%	51%	52%	37%	40%	34%	23%	25%	20%	37%	39%	36%
Agree	32%	32%	32%	36%	35%	38%	44%	44%	44%	37%	37%	38%
Disagree	11%	12%	11%	18%	17%	18%	22%	21%	24%	17%	17%	18%
Strongly Disagree	5%	5%	5%	9%	9%	10%	11%	10%	12%	8%	8%	9%
Percent who answered question	88%	87%	89%	94%	93%	95%	95%	94%	96%	92%	91%	93%

Iowa Youth Survey • 2012 State of Iowa Results												
How much do you agree or disagree that each of the following statements is true: Adults in my neighborhood or community spend time talking to me.												
IYS Question G26	6th Grade			8th Grade			11th Grade			All Grades		
	TOTAL	Male	Female	TOTAL	Male	Female	TOTAL	Male	Female	TOTAL	Male	Female
Strongly Agree	41%	40%	41%	31%	33%	29%	21%	23%	19%	31%	32%	30%
Agree	34%	33%	35%	35%	34%	36%	41%	41%	41%	37%	36%	37%
Disagree	17%	18%	17%	22%	21%	23%	26%	25%	27%	22%	21%	22%
Strongly Disagree	8%	9%	7%	12%	12%	12%	12%	11%	13%	11%	11%	11%
Percent who answered question	88%	87%	89%	94%	93%	95%	95%	94%	96%	92%	91%	93%

Section II. Alcohol, Tobacco, and Other Drug Use Tables

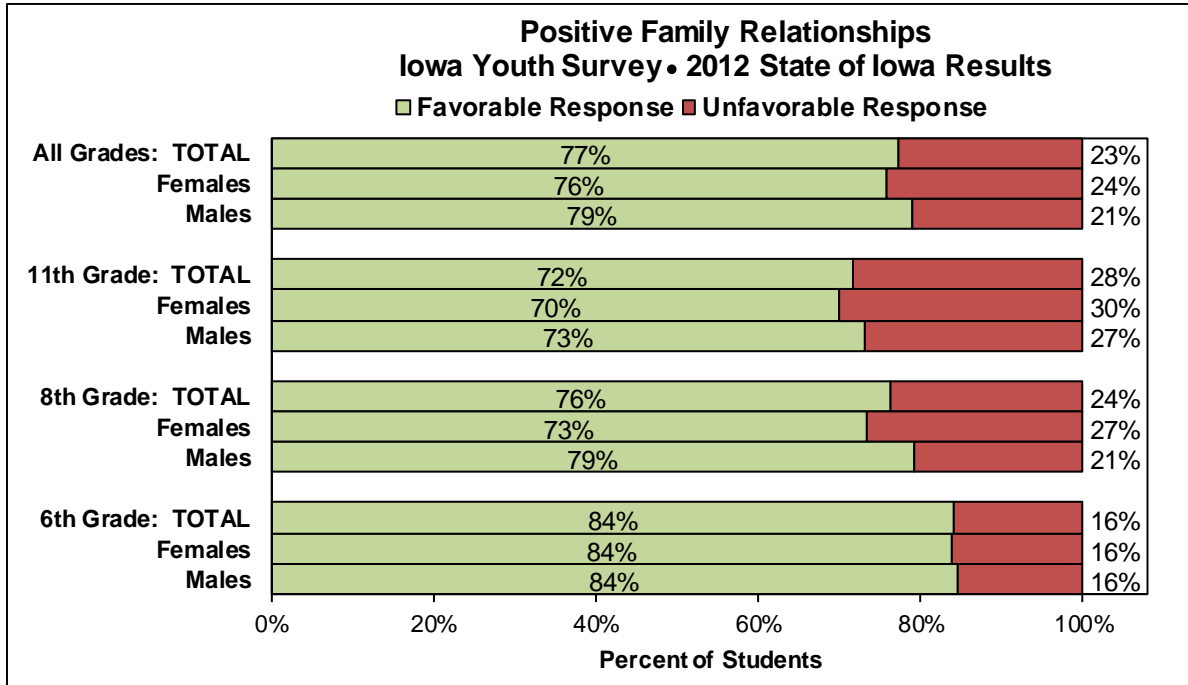
Iowa Youth Survey •2012 State of Iowa Results												
Alcohol Use												
Any Alcohol Use	6th Grade			8th Grade			11th Grade			All Grades		
	TOTAL	Male	Female	TOTAL	Male	Female	TOTAL	Male	Female	TOTAL	Male	Female
Current	3%	4%	2%	9%	10%	9%	30%	31%	28%	13%	14%	13%
Ever	6%	8%	4%	18%	19%	16%	48%	50%	47%	23%	25%	22%

Iowa Youth Survey •2012 State of Iowa Results												
Tobacco Use												
Any Tobacco Use	6th Grade			8th Grade			11th Grade			All Grades		
	TOTAL	Male	Female	TOTAL	Male	Female	TOTAL	Male	Female	TOTAL	Male	Female
Current	1%	1%	1%	4%	5%	4%	17%	21%	12%	7%	9%	5%
Ever	2%	3%	1%	8%	9%	7%	26%	31%	21%	12%	14%	10%
Cigarettes												
Current	1%	1%	1%	4%	4%	3%	12%	13%	11%	5%	6%	5%
Ever	2%	2%	1%	7%	7%	6%	20%	22%	18%	9%	10%	8%
Cigars												
Current	0%	0%	0%	1%	2%	1%	7%	10%	4%	3%	4%	1%
Smokeless Tobacco												
Current	0%	0%	0%	1%	2%	1%	7%	12%	2%	3%	5%	1%
Ever	1%	1%	0%	3%	4%	2%	13%	20%	5%	5%	8%	2%

Iowa Youth Survey •2012 State of Iowa Results												
Other Drug Use												
Any Other Drug Use	6th Grade			8th Grade			11th Grade			All Grades		
	TOTAL	Male	Female	TOTAL	Male	Female	TOTAL	Male	Female	TOTAL	Male	Female
Current	6%	7%	6%	7%	7%	8%	16%	18%	14%	10%	10%	9%
Ever	13%	14%	12%	14%	14%	13%	27%	30%	25%	18%	19%	16%
Amphetamines												
Current	1%	1%	1%	1%	1%	1%	2%	3%	2%	1%	2%	1%
Cocaine												
Current	1%	1%	1%	1%	1%	1%	2%	3%	1%	1%	2%	1%
Inhalants												
Current	3%	3%	2%	2%	2%	3%	2%	2%	1%	2%	3%	2%
Ever	10%	10%	9%	8%	8%	7%	6%	7%	5%	8%	9%	7%
Marijuana												
Current	0%	1%	0%	3%	3%	2%	11%	13%	9%	5%	5%	4%
Ever	1%	1%	1%	6%	6%	5%	22%	24%	20%	9%	10%	8%
Methamphetamines												
Current	0%	1%	0%	1%	1%	0%	1%	2%	1%	1%	1%	1%
Over the Counter Medications (taken differently than the directions)												
Current	2%	2%	2%	3%	2%	3%	5%	6%	5%	3%	3%	3%
Prescription Medication (taken without Doctor's prescription)												
Current	2%	2%	2%	3%	2%	3%	6%	6%	5%	4%	4%	4%
Steroid Use (taken without Doctor's prescription)												
Current	1%	1%	1%	1%	1%	1%	2%	2%	1%	1%	1%	1%

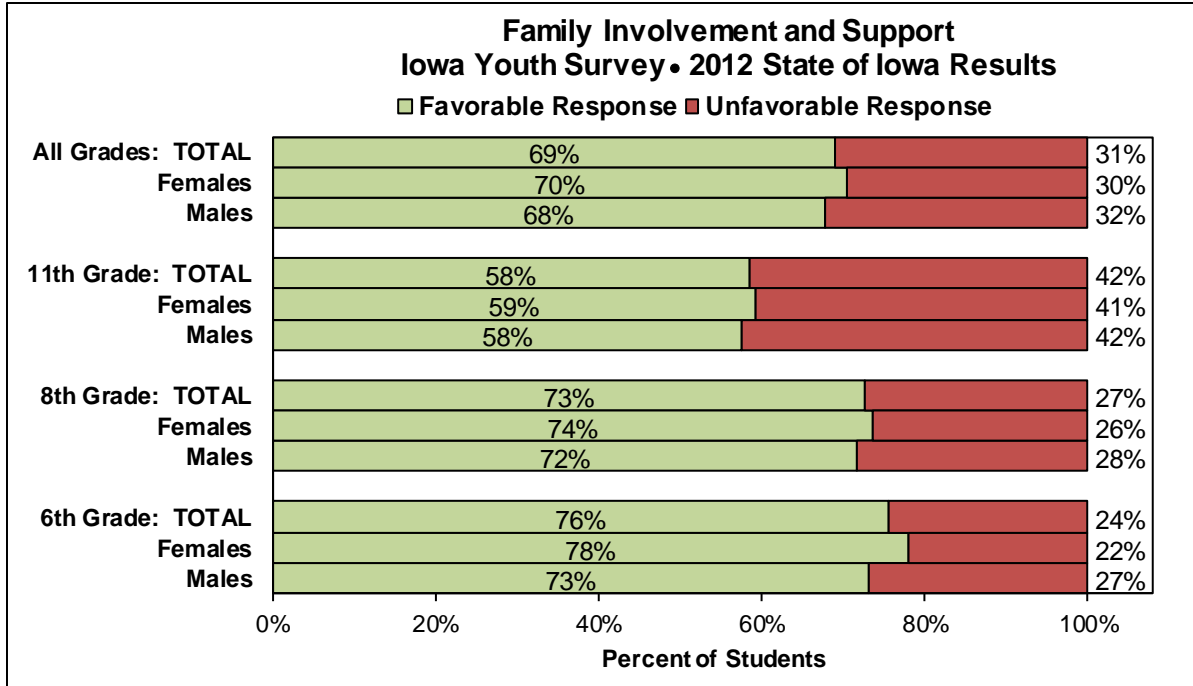
Section III. Construct Figures

SECURE AND SUPPORTIVE FAMILY



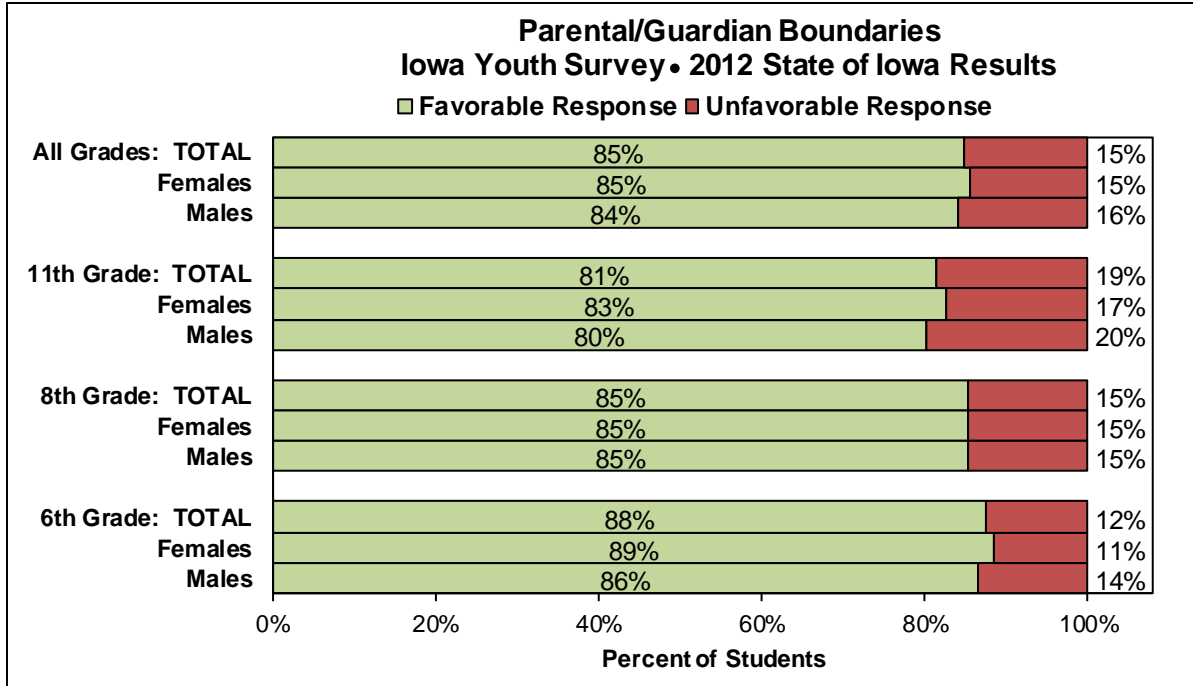
2012 IYS Questions: F2; F4; F5; F6. How much do you agree or disagree that each of the following statements is true: I have a happy home; I feel very close to at least one of my parents/guardians; I can talk about the things that bother me or I don't understand with someone in my home; I can get help and support when I need it from someone in my home? **Responses:** "Strongly agree" or "agree" are coded as favorable and "strongly disagree" or "disagree" are coded as unfavorable.

Note: The green portion of the bars represent the percent of respondents who responded favorably to all questions used to compute this construct; the red portion represents the percent of respondents who responded unfavorably to at least one question included in this construct.



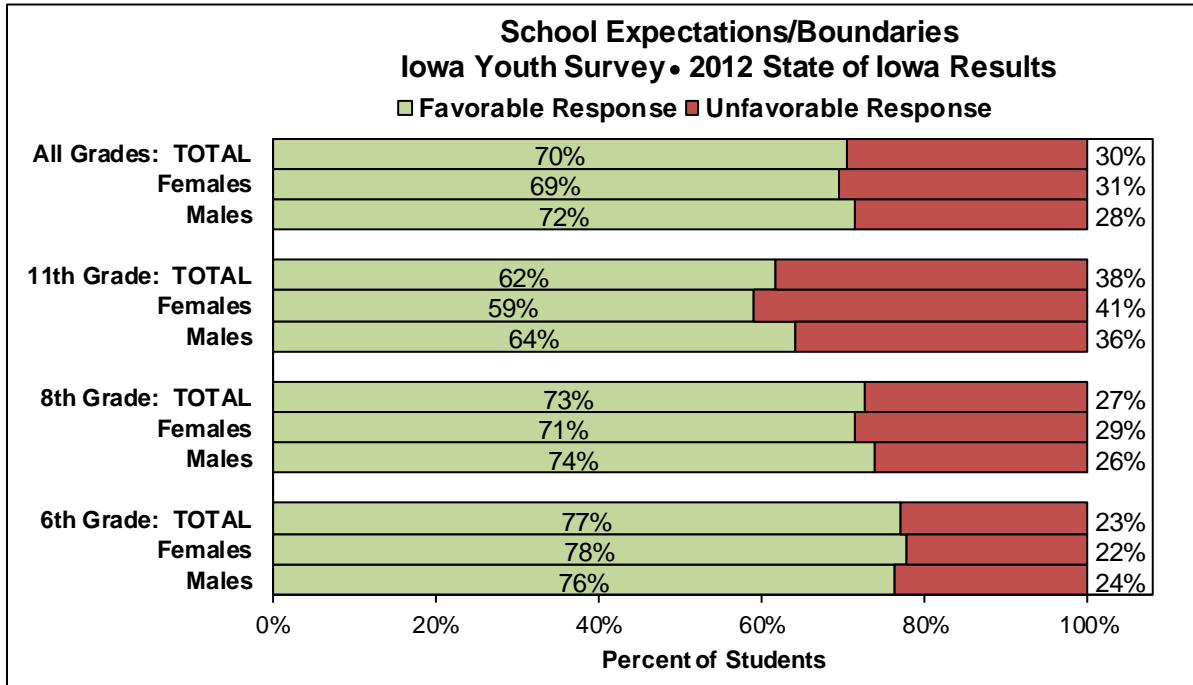
2012 IYS Questions: F7; F8; F9; F10; F11; F12. How often do the following occur: a parent/guardian knows where I am and who I am with, especially in the evening and on weekends; a parent/guardian checks to make sure I have done the things I am supposed to do (school, homework, household chores, get home on time, etc.); a parent/guardian generally finds out if I have done something wrong, and then punishes me; when I am doing a good job, someone in my home lets me know about it; someone in my home helps me with my schoolwork; at least one of my parents/guardians goes to school activities that I am involved in? **Responses:** "Always," "often," or "sometimes" are coded as favorable and "never" is coded as unfavorable.

Note: The green portion of the bars represent the percent of respondents who responded favorably to all questions used to compute this construct; the red portion represents the percent of respondents who responded unfavorably to at least one question included in this construct.



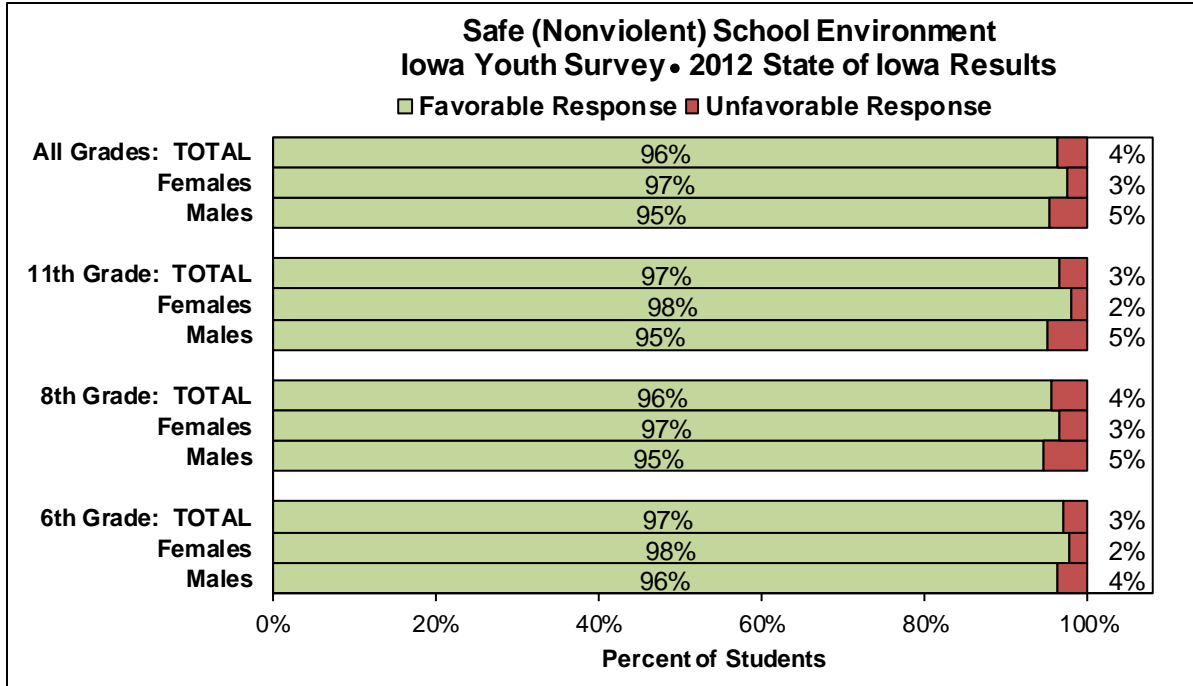
2012 IYS Questions: E33; F1. How much do you agree or disagree that each of the following statements is true: In my school, if I got in trouble at school for breaking a rule, at least one of my parents/guardians would support the school's disciplinary action; in my home there are clear rules about what I can and cannot do? **Responses:** "Strongly agree" or "agree" are coded as favorable and "strongly disagree" or "disagree" are coded as unfavorable. **Note:** The green portion of the bars represent the percent of respondents who responded favorably to all questions used to compute this construct; the red portion represents the percent of respondents who responded unfavorably to at least one question included in this construct.

SAFE AND SUPPORTIVE SCHOOL CLIMATE



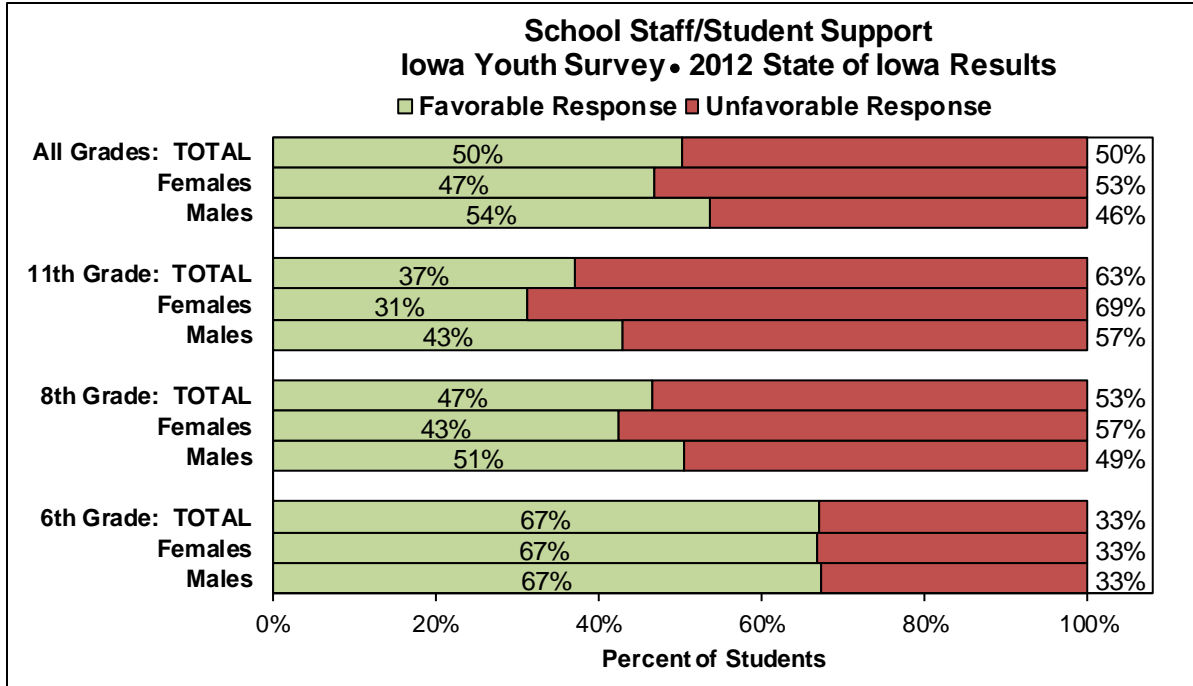
2012 IYS Questions: E29; E30; E31; E32; E51. How much do you agree or disagree that each of the following statements is true: In my school there are clear rules about what students can and cannot do; in my school the school principal and teachers consistently enforce school rules; in my school if I skipped school at least one of my parents/guardians would be notified; in my school students caught drinking, smoking, or using an illegal drug are not allowed to participate in any extracurricular activity for some time period; my school lets a parent/guardian know if I've done something wrong? **Responses:** "Strongly agree" or "agree" are coded as favorable and "strongly disagree" or "disagree" are coded as unfavorable.

Note: The green portion of the bars represent the percent of respondents who responded favorably to all questions used to compute this construct; the red portion represents the percent of respondents who responded unfavorably to at least one question included in this construct.



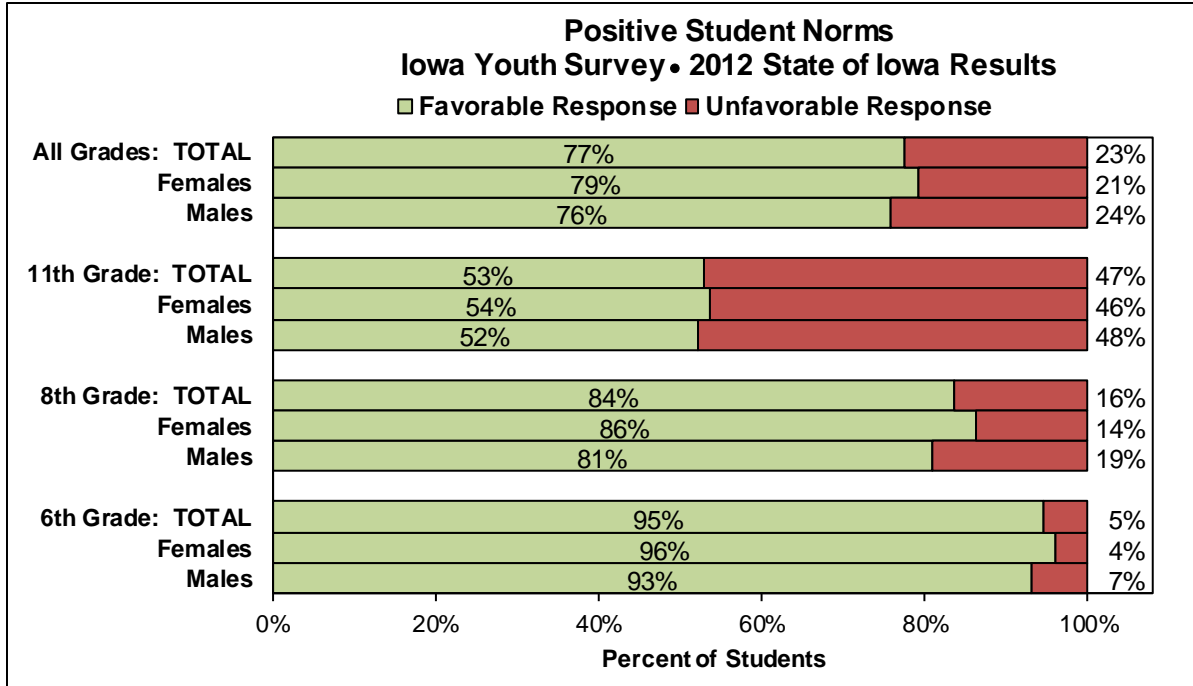
2012 IYS Questions: E4; E6. In the past 12 months, how often have you: had your things (clothing, books, bike, car) stolen or deliberately damaged on school property; been threatened or injured by someone with a weapon (like a gun, knife, or club) on school property? **Responses:** "None" or "1 or 2 times" are coded as favorable and "3-5 times" or "6 or more times" are coded as unfavorable.

Note: The green portion of the bars represent the percent of respondents who responded favorably to all questions used to compute this construct; the red portion represents the percent of respondents who responded unfavorably to at least one question included in this construct.



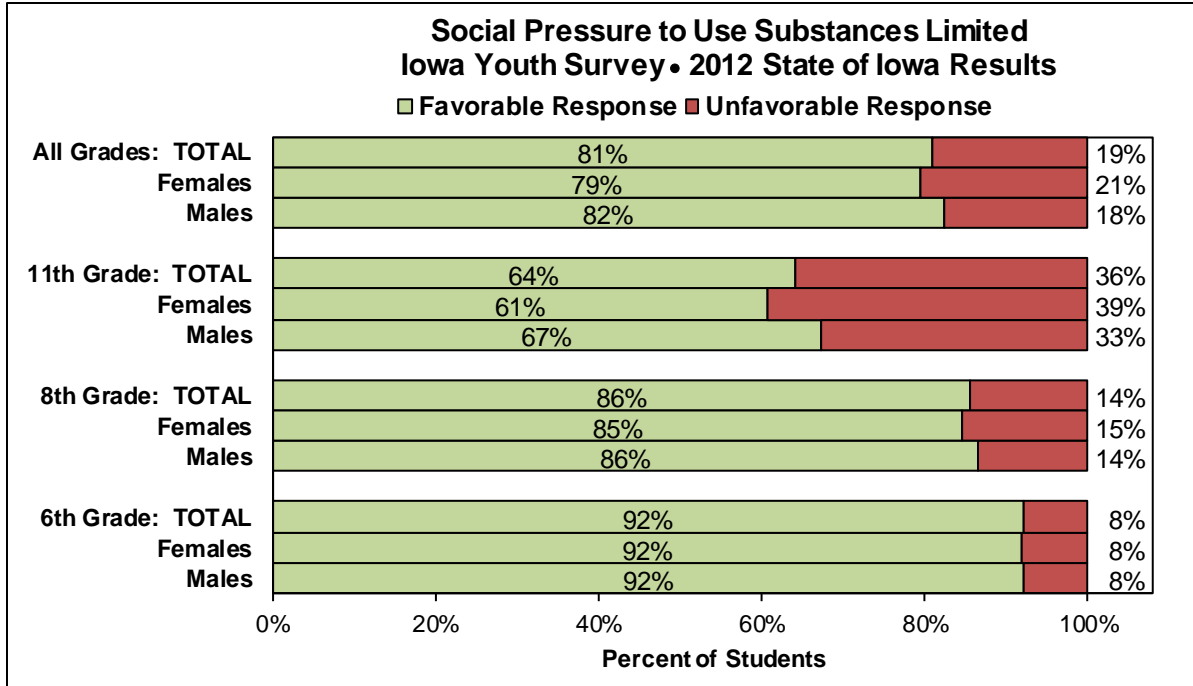
2012 IYS Questions: E39; E40; E41; E45; E50; E52. How much do you agree or disagree that each of the following statements is true: my teachers care about me; my teachers are available to talk with students one-on-one; my teachers notice when I am doing a good job and let me know about it; students in my school treat each other with respect; my school lets a parent/guardian know if I'm doing a good job; there is at least one adult at school that I could go to for help with a problem? **Responses:** "Strongly agree" or "agree" are coded as favorable and "strongly disagree" or "disagree" are coded as unfavorable.

Note: The green portion of the bars represent the percent of respondents who responded favorably to all questions used to compute this construct; the red portion represents the percent of respondents who responded unfavorably to at least one question included in this construct.



2012 IYS Questions: D5; D6; D7; D9; D10; E37. How wrong would most of the students in your school (not just your best friends) feel it would be to: drink beer, wine, or hard liquor (for example vodka, whiskey, gin); smoke cigarettes; smoke marijuana; start a physical fight with someone; go to a party where kids under 21 were using alcohol; go to a party where kids were using drugs? **Responses:** "Very wrong," "wrong," "a little wrong," or "don't know" are coded as favorable and "not wrong at all" are coded as unfavorable.

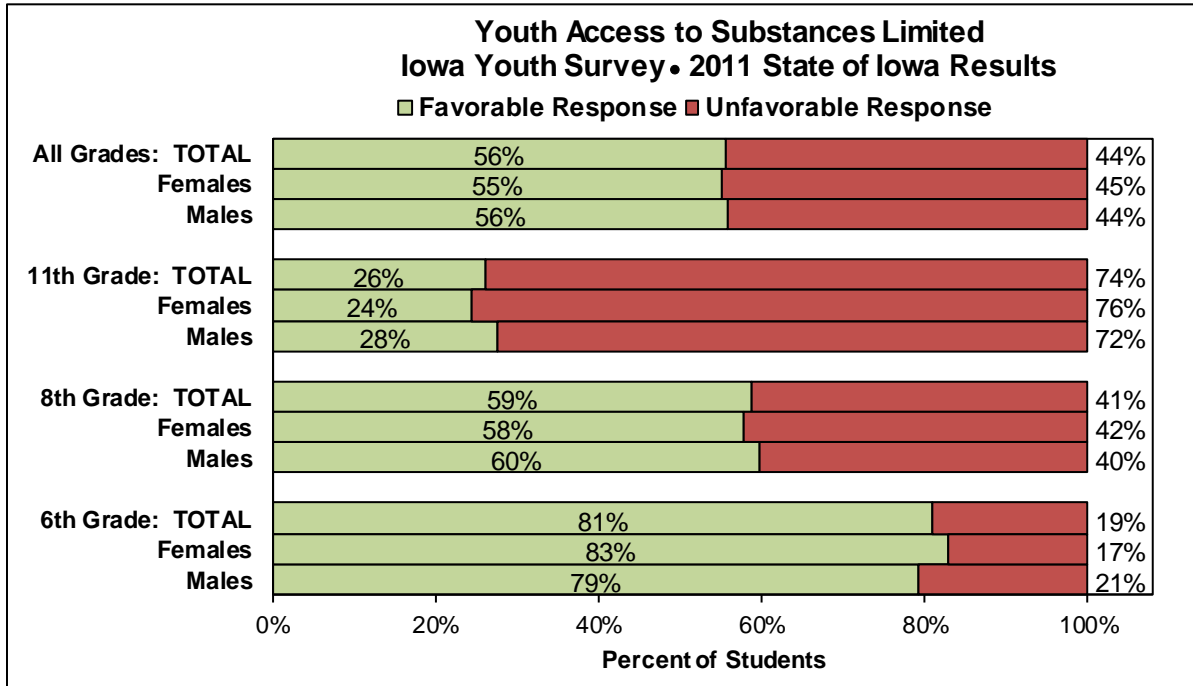
Note: The green portion of the bars represent the percent of respondents who responded favorably to all questions used to compute this construct; the red portion represents the percent of respondents who responded unfavorably to at least one question included in this construct.



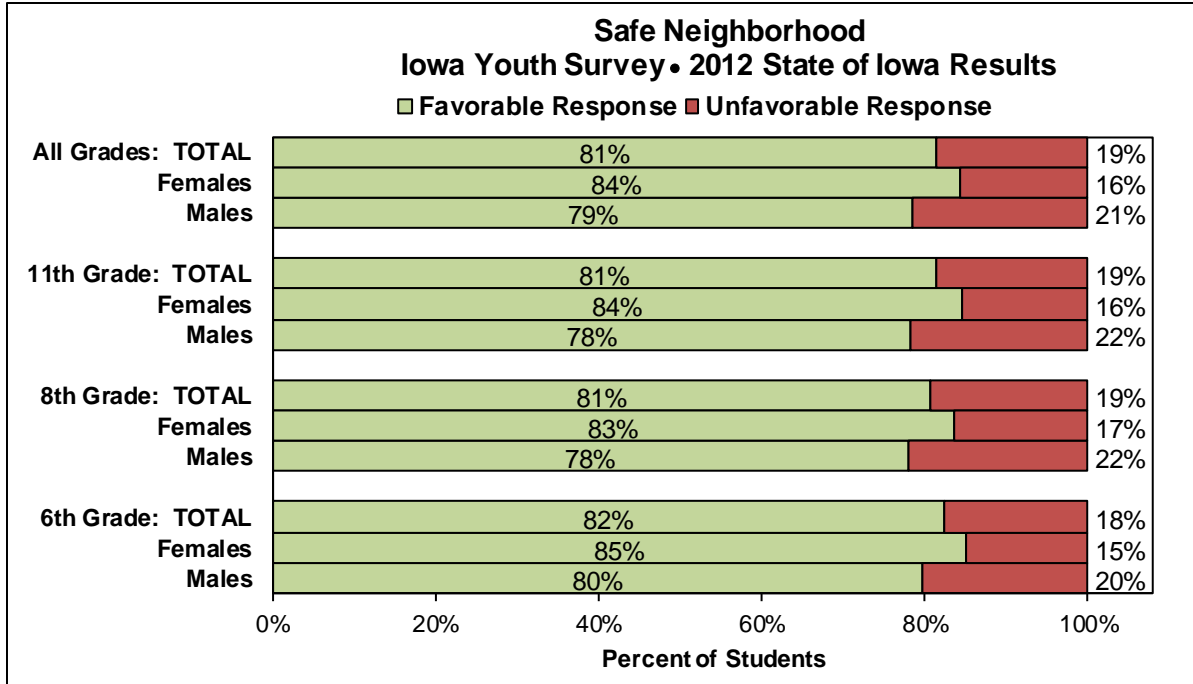
2012 IYS Questions: D1; D2; D3; D4. Would you be more or less likely to be popular (respected or cool) with the other students in your school if you: smoked cigarettes; drank alcoholic beverages; smoked marijuana; used any other illegal drug? **Responses:** "Less popular," "a lot less popular," or "wouldn't change my popularity" are coded as favorable and "a lot more popular" or "more popular" are coded as unfavorable.

Note: The green portion of the bars represent the percent of respondents who responded favorably to all questions used to compute this construct; the red portion represents the percent of respondents who responded unfavorably to at least one question included in this construct.

SAFE AND SUPPORTIVE COMMUNITY



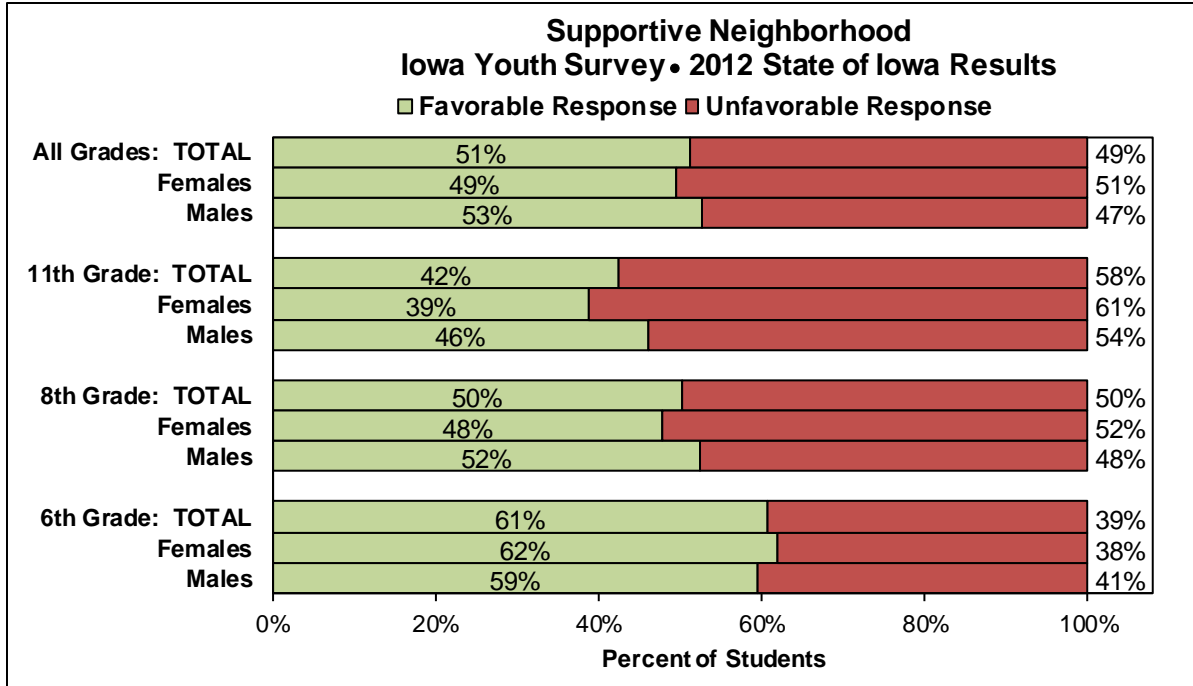
2012 IYS Questions: G1; G2; G3; G4; G5; G6. In your neighborhood or community, how difficult do you think it would be for a kid your age to get each of the following: cigarettes; alcoholic beverages (beer, wine or liquor); marijuana (pot, grass, hash, bud, weed); methamphetamines (crank, ice); amphetamines other than methamphetamines (like stimulants, uppers, speed); any other illegal drug (cocaine, etc.)? **Responses:** “Very hard,” “hard,” or “don’t know” are coded as favorable and “easy” or “very easy” are coded as unfavorable. **Note:** The green portion of the bars represent the percent of respondents who responded favorably to all questions used to compute this construct; the red portion represents the percent of respondents who responded unfavorably to at least one question included in this construct.



2012 IYS Questions: G18; G19. How much do you agree or disagree that each of the following statements is true: my neighborhood is a safe place to live; in my neighborhood there are lots of fights, crime, or illegal drugs?

Responses: G18 - "strongly agree" or "agree" are coded as favorable and "strongly disagree" or "disagree" are coded as unfavorable. **G19** - "strongly disagree" or "disagree" are coded as favorable and "strongly agree" or "agree" are coded as unfavorable.

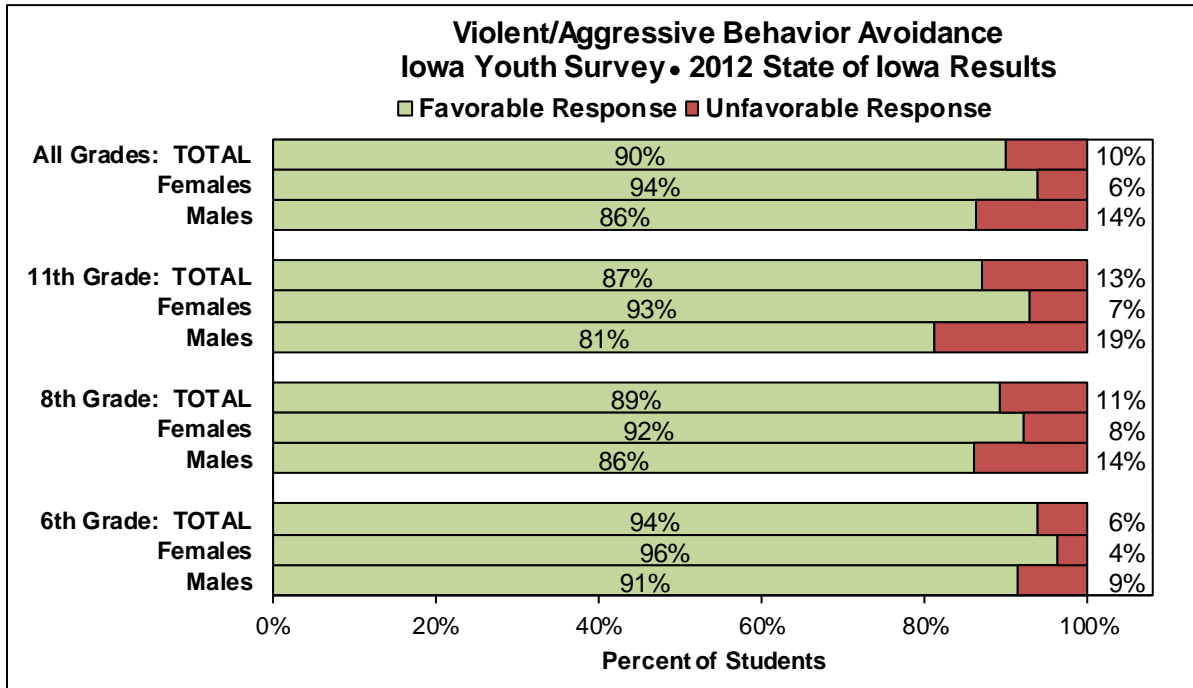
Note: The green portion of the bars represent the percent of respondents who responded favorably to all questions used to compute this construct; the red portion represents the percent of respondents who responded unfavorably to at least one question included in this construct.



2012 IYS Questions: G20; G21; G22; G24; G25; G26. How much do you agree or disagree that each of the following statements is true: if someone in my neighborhood or community saw me do something wrong, they would tell one of my parents (or adults who live with me); adults in my community care about people my age; my neighbors get along well with each other; adults in my neighborhood or community let me know they are proud of me when I do something well; adults in my neighborhood or community help me when I need help; adults in my neighborhood or community spend time talking with me? **Responses:** "Strongly agree" or "agree" are coded as favorable and "strongly disagree" or "disagree" are coded as unfavorable.

Note: The green portion of the bars represent the percent of respondents who responded favorably to all questions used to compute this construct; the red portion represents the percent of respondents who responded unfavorably to at least one question included in this construct.

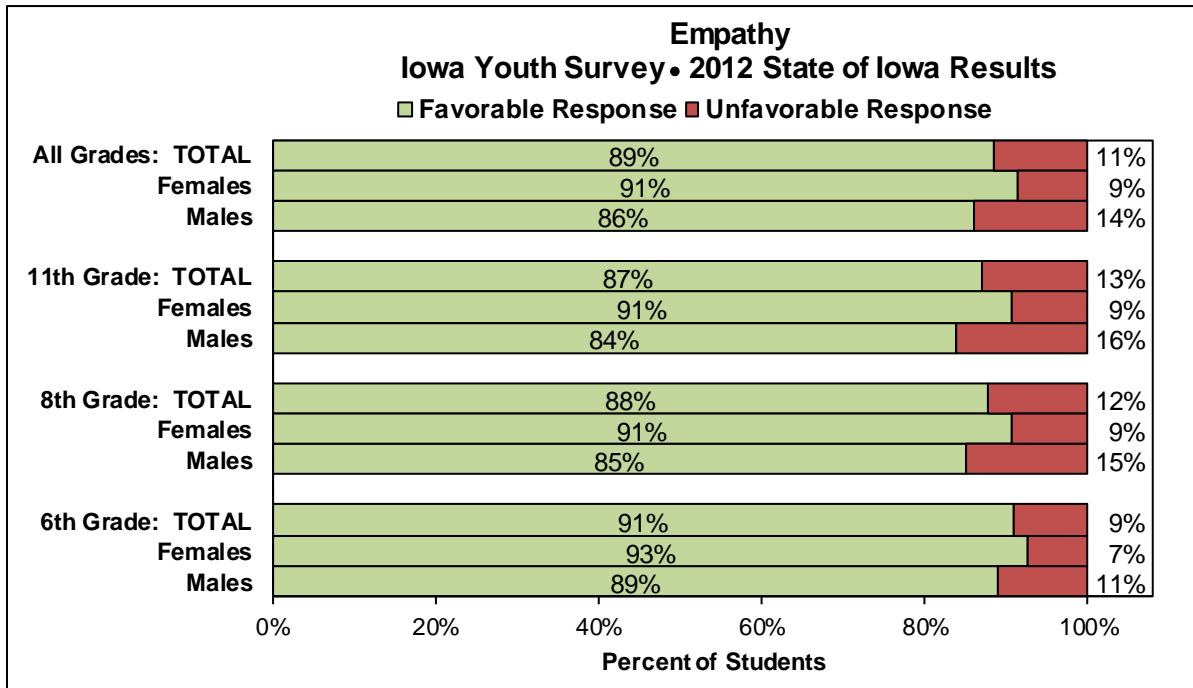
HEALTHY YOUTH – AVOIDANCE OF RISKY BEHAVIOR



2012 IYS Questions: E1; E5; E7; E8; E9; E10; E11. In the past 12 months, how often have you: carried a gun, knife, club, or other weapon to school; been disciplined at school for fighting, theft, or damaging property; damaged property just for fun (like breaking windows, scratching a car, etc.); beaten up on or fought someone because they made you angry; used a weapon, force, or threats to get money or things from someone; verbally threatened to physically harm someone; stolen something? **Responses: E1 and E9** – “None” is coded as favorable and “1 or 2 times,” “3-5 times,” or “6 or more times” are coded as unfavorable. **E5, E7, E8, E9, E11** – “None” or “1 or 2 times” are coded as favorable and “3-5 times” or “6 or more times” are coded as unfavorable.

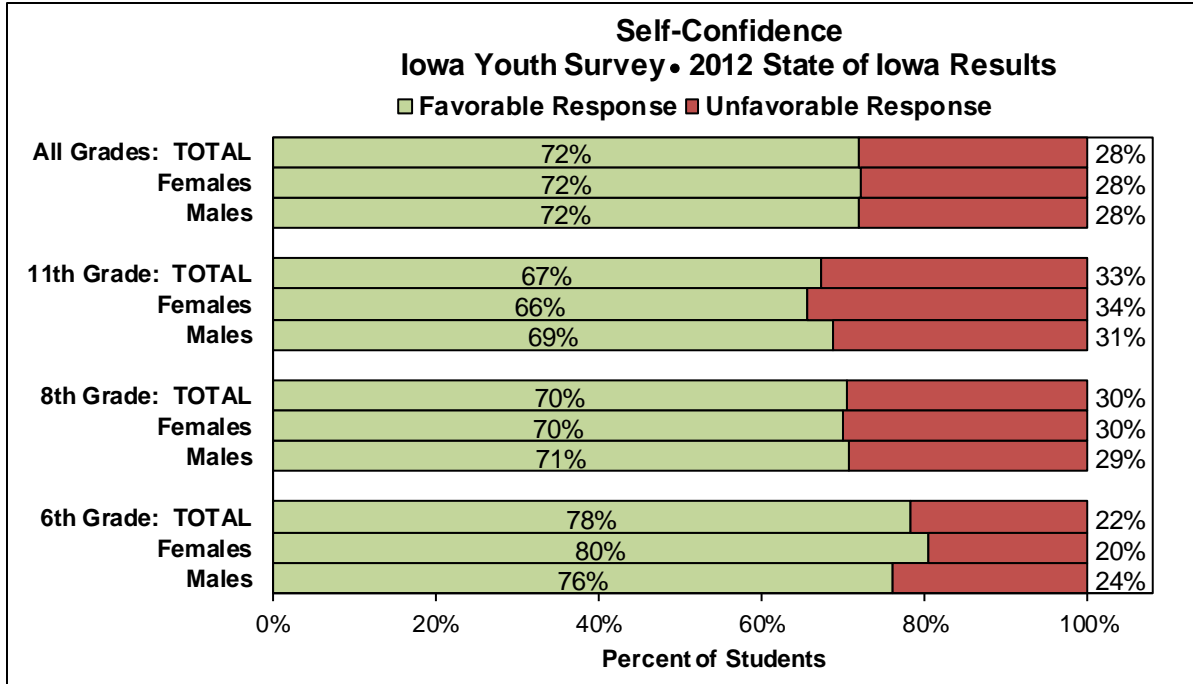
Note: The green portion of the bars represent the percent of respondents who responded favorably to all questions used to compute this construct; the red portion represents the percent of respondents who responded unfavorably to at least one question included in this construct.

SOCIALLY COMPETENT YOUTH



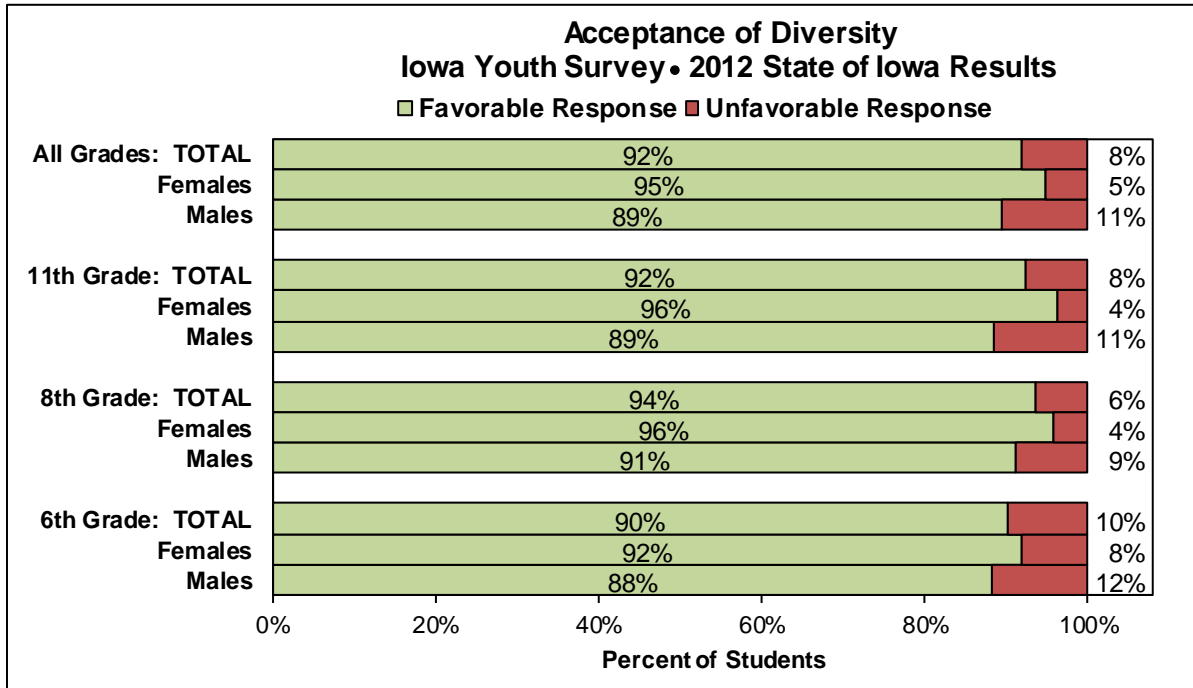
2012 IYS Questions: C1; C2; C3. How much do you agree or disagree that each of the following statements is true: it is important to help other people; I care about other people’s feelings; I feel sorry for people who have things stolen or damaged? **Responses:** “Strongly agree” or “agree” are coded as favorable and “strongly disagree” or “disagree” are coded as unfavorable.

Note: The green portion of the bars represent the percent of respondents who responded favorably to all questions used to compute this construct; the red portion represents the percent of respondents who responded unfavorably to at least one question included in this construct.



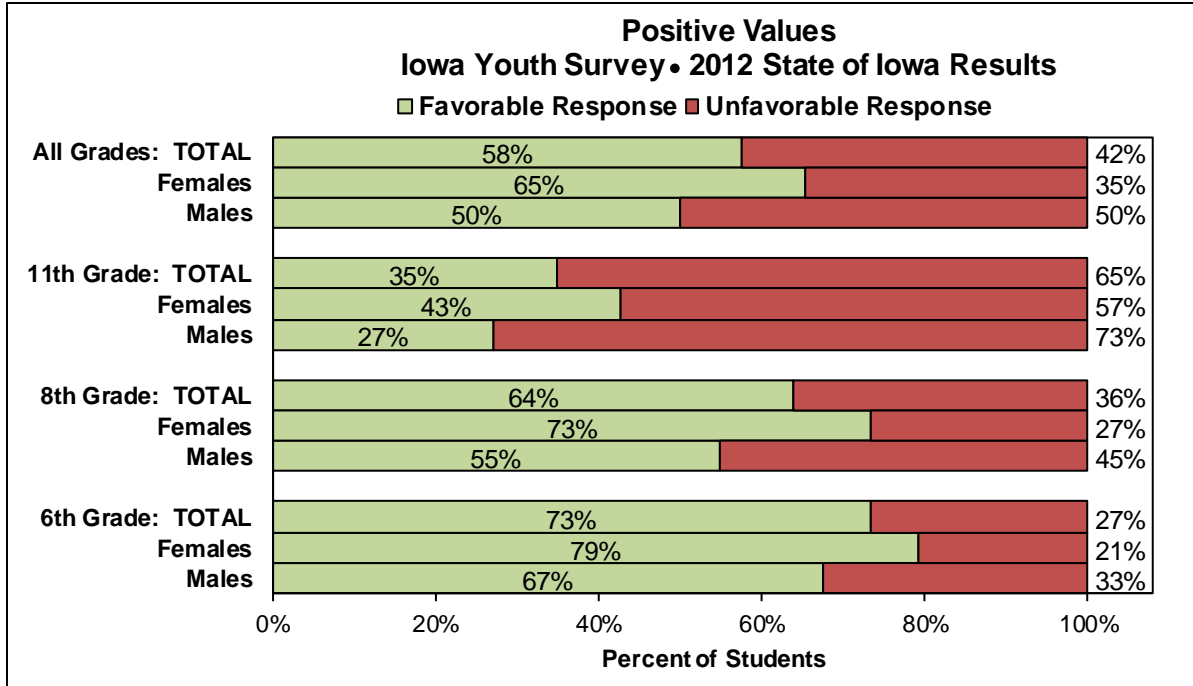
2012 IYS Questions: E23; E24; E25; E26. How much do you agree or disagree that each of the following statements is true: I accept responsibility for my actions when I make a mistake or get into trouble; I am good at making friends; when I have problems, I am good at finding ways to fix them; I think things through carefully before I make a decision? **Responses:** “Strongly agree” or “agree” are coded as favorable and “strongly disagree” or “disagree” are coded as unfavorable.

Note: The green portion of the bars represent the percent of respondents who responded favorably to all questions used to compute this construct; the red portion represents the percent of respondents who responded unfavorably to at least one question included in this construct.



2012 IYS Questions: C4; C5. How much do you agree or disagree that each of the following statements is true: I am accepting of those different than myself (racially, culturally, socio-economically); it is wrong to discriminate against someone because of her/his race, appearance, culture, religion, etc? **Responses:** “Strongly agree” or “agree” are coded as favorable and “strongly disagree” or “disagree” are coded as unfavorable.

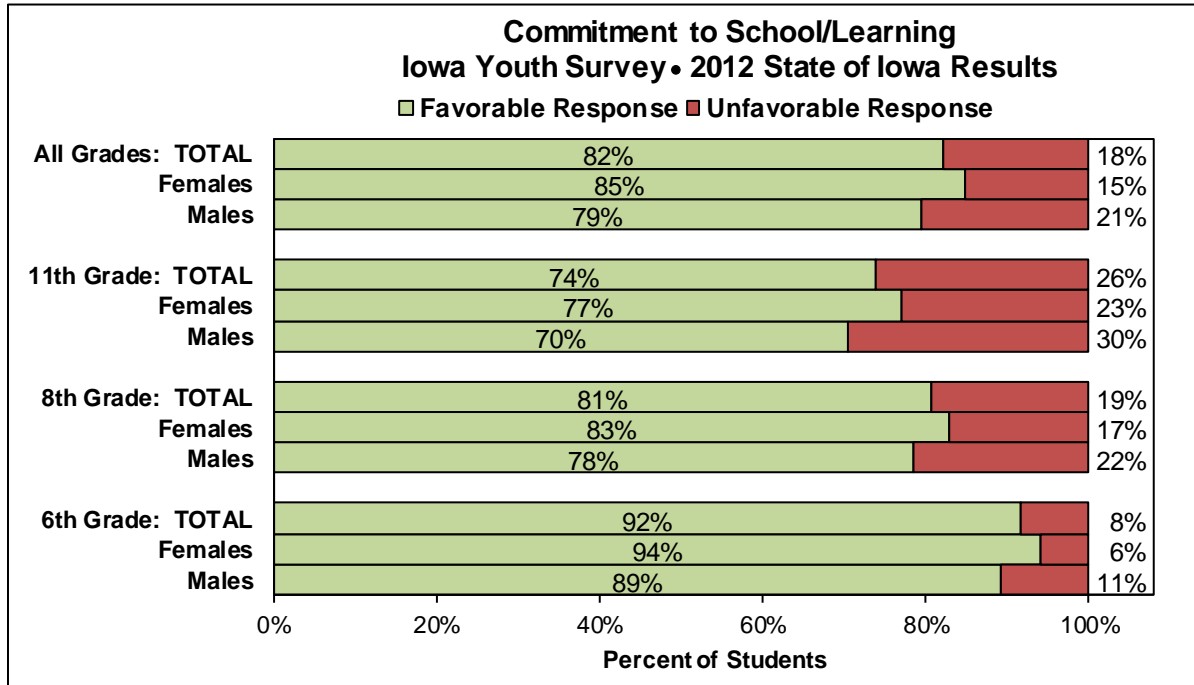
Note: The green portion of the bars represent the percent of respondents who responded favorably to all questions used to compute this construct; the red portion represents the percent of respondents who responded unfavorably to at least one question included in this construct.



2012 IYS Questions: C8; E20; E21; E22. How much do you agree or disagree that each of the following statements is true: violence is the worst way to solve problems; it is against my values to have sex as a teenager; it is important to tell the truth; it is against my values to use alcohol and drugs as a teenager? **Responses:** “Strongly agree” or “agree” are coded as favorable and “strongly disagree” or “disagree” are coded as unfavorable.

Note: The green portion of the bars represent the percent of respondents who responded favorably to all questions used to compute this construct; the red portion represents the percent of respondents who responded unfavorably to at least one question included in this construct.

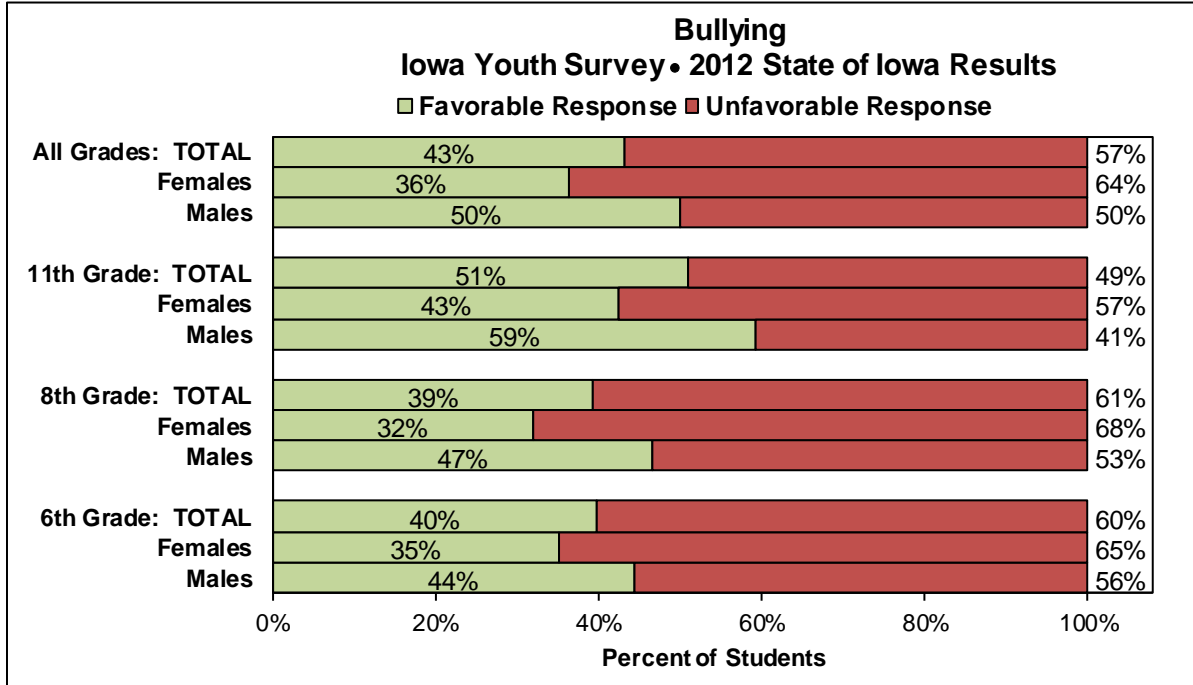
YOUTH SUCCESSFUL IN SCHOOL



2012 IYS Questions: E47; E48; E49; E53. How much do you agree or disagree that each of the following statements is true: I care about my school; I try to do my best in school; I plan to finish high school; I do the homework that is assigned? **Responses:** “Strongly agree” or “agree” are coded as favorable and “strongly disagree” or “disagree” are coded as unfavorable.

Note: The green portion of the bars represent the percent of respondents who responded favorably to all questions used to compute this construct; the red portion represents the percent of respondents who responded unfavorably to at least one question included in this construct.

BULLYING



2012 IYS Questions: E12; E13; E14; E15; E16; E17; E18; E19. In the last 30 days, how many times have you been bullied at school in the ways listed: I was called names, was made fun of, or teased in a hurtful way; other students left me out of things on purpose, excluded me from their group of friends, or completely ignored me; I was hit, kicked, pushed, shoved around, or locked indoors; other students told lies, spread false rumors about me, and tried to make others dislike me; I was made fun of because of my race or color; I was made fun of because of my religion; other students made sexual jokes, comments, or gestures that hurt my feelings; I have received a threatening or hurtful message from another student in an email, on a website, on a cell phone, from pager text messaging, in an internet chat room, or in instant messaging. **Responses:** "0 times" is coded as favorable and any response indicating one or more times of being bullied is coded as unfavorable.

Note: The green portion of the bars represent the percent of respondents who responded favorably to all questions used to compute this construct; the red portion represents the percent of respondents who responded unfavorably to at least one question included in this construct.